



2018 Midterm Elections: High-Level Trends

November 12, 2018

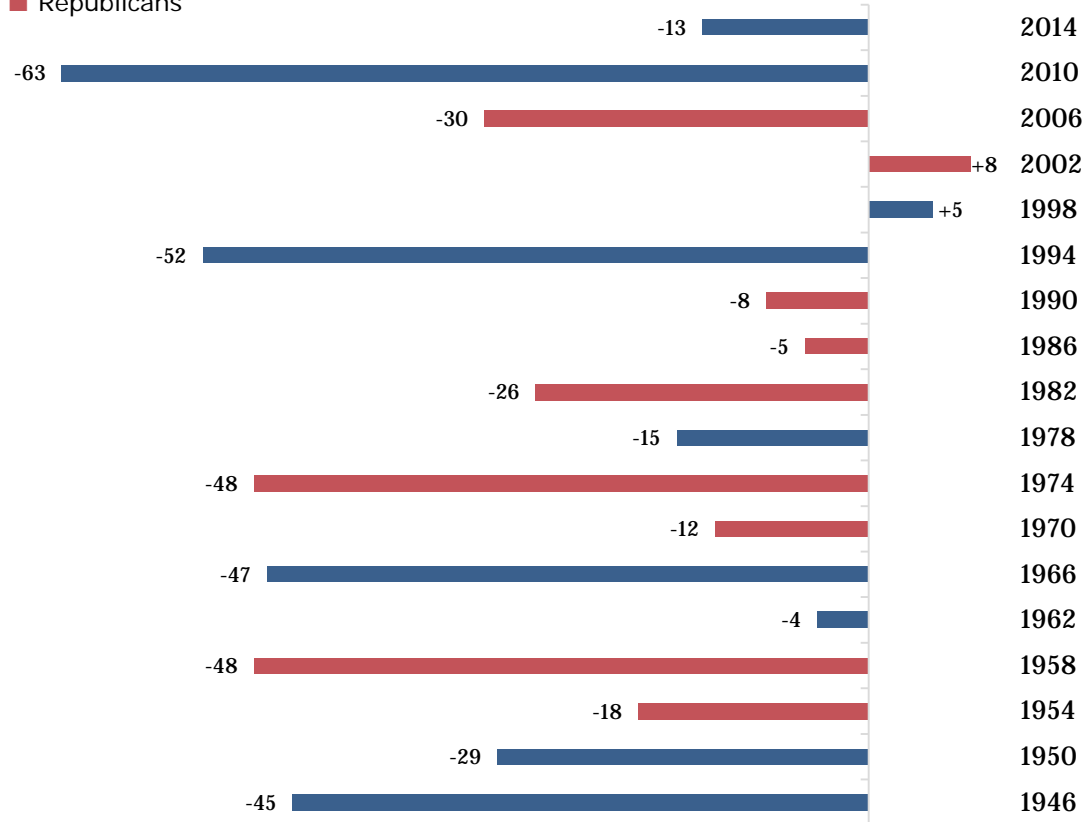
Note: Election results pending in multiple states

The president's party has lost an average of 25 seats in midterm elections since World War II

President's party gain/loss of seats in House

VITAL STATISTICS ON CONGRESS

■ Democrats ■ Republicans



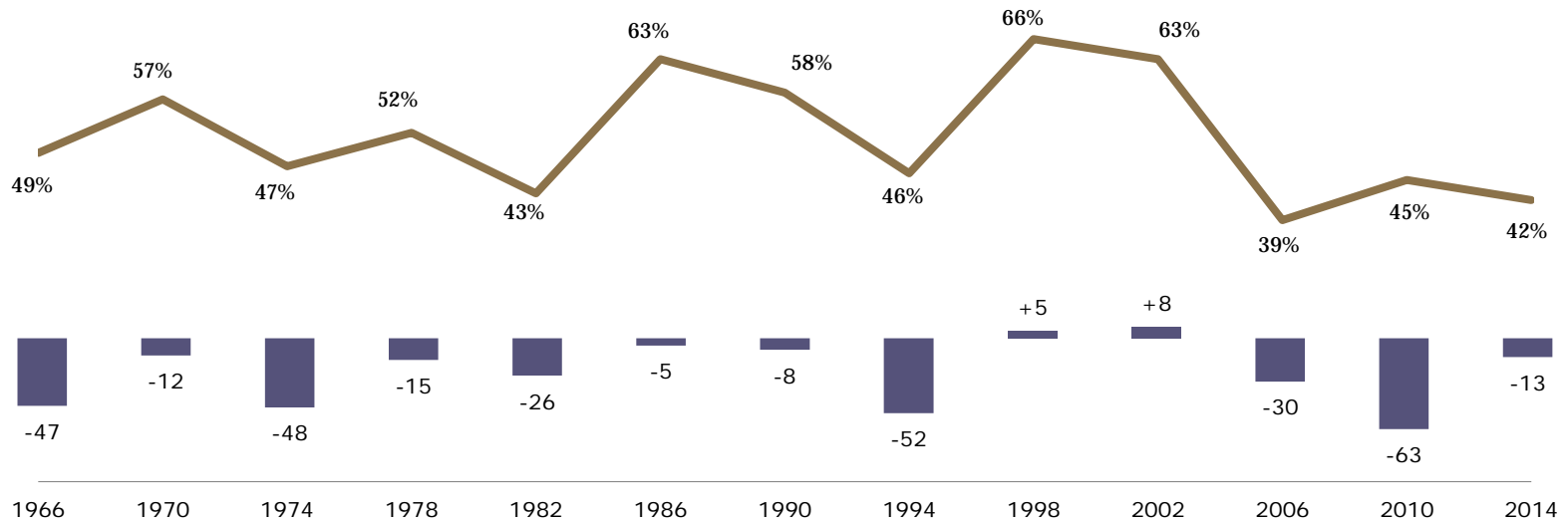
2010: Democrats lose control of the House after passing the ACA

1994: Democrats lose their House majority due to health reform plans and Gingrich's "Contract with America"

Presidents with a sub-50% approval rating lose an average of 40 seats in the midterms

Presidential job approval vs. midterm results since 1966

- Gallup presidential approval the week before the midterm
- Seats gained/lost by president's party in the midterm



Trump Job Approval
43.6%
 RCP Average: Nov. 4, 2018

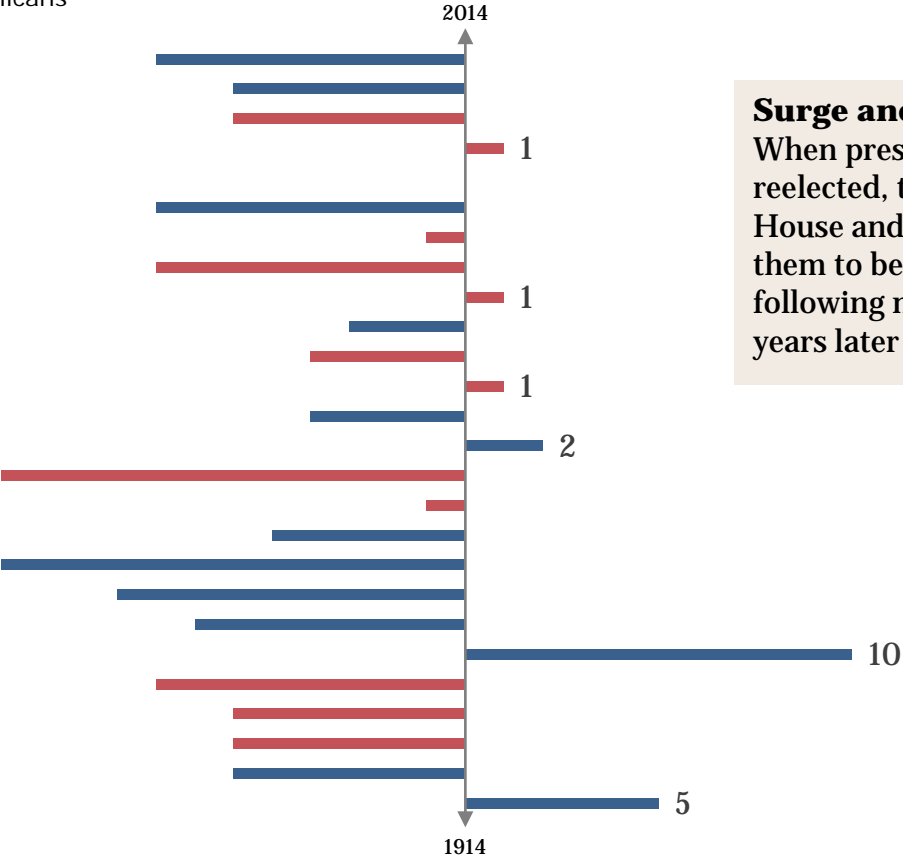
Job Approval	Average Change
Over 60%	+3 Seats
50%-60%	-12 Seats
Under 50%	-40 Seats

The president's party has lost Senate seats in 19 of the last 26 midterm elections

President's party gain/loss of seats in Senate

VITAL STATISTICS ON CONGRESS

■ Democrats ■ Republicans



Surge and decline theory
 When presidents are elected or reelected, their party picks up House and Senate seats, causing them to be overexposed in the following midterm election, or six years later in the Senate

Recent midterm wave elections



1994 elections

President: Bill Clinton (D)

Republican gains:

54 seats in the House

8 seats in the Senate



2006 elections

President: George W. Bush (R)

Democratic gains:

31 seats in the House

6 seats in the Senate



2010 elections

President: Barack Obama (D)

Republican gains:

63 seats in the House

6 seats in the Senate

Overall House and Senate insights

1 Many races fell along predictable party lines

- Unlike in 2016, the 2018 midterm elections saw relatively few surprises and upsets.
- Republicans performed well where Trump's approval rating was over 50%, and Democrats performed well where Trump's approval rating was below 50%.

2 Some races were close, but Democrats pulled ahead in the House

- House Democrats will end the election with a 35 to 36 seat majority, which is slimmer than the current Republican majority of 45 seats.
- In the top 60 most competitive House races, Republican candidates were outspent by Democratic candidates by \$81 million. Democrats were aided by more than 40 Republican incumbents not running for their House seats.

3 Meanwhile, Republicans gained ground in the Senate

- Republicans had an advantageous Senate map and scored a solid win by picking up Senators Joe Donnelly (D-IN), Heidi Heitkamp (D-ND) and Claire McCaskill's (D-MO) seats.
- Although they lost Sen. Dean Heller's (R-NV) seat, Republicans will probably pick up Sen. Bill Nelson's (D-FL) seat.

4 Why the divergence between the House and Senate and what else stands out?

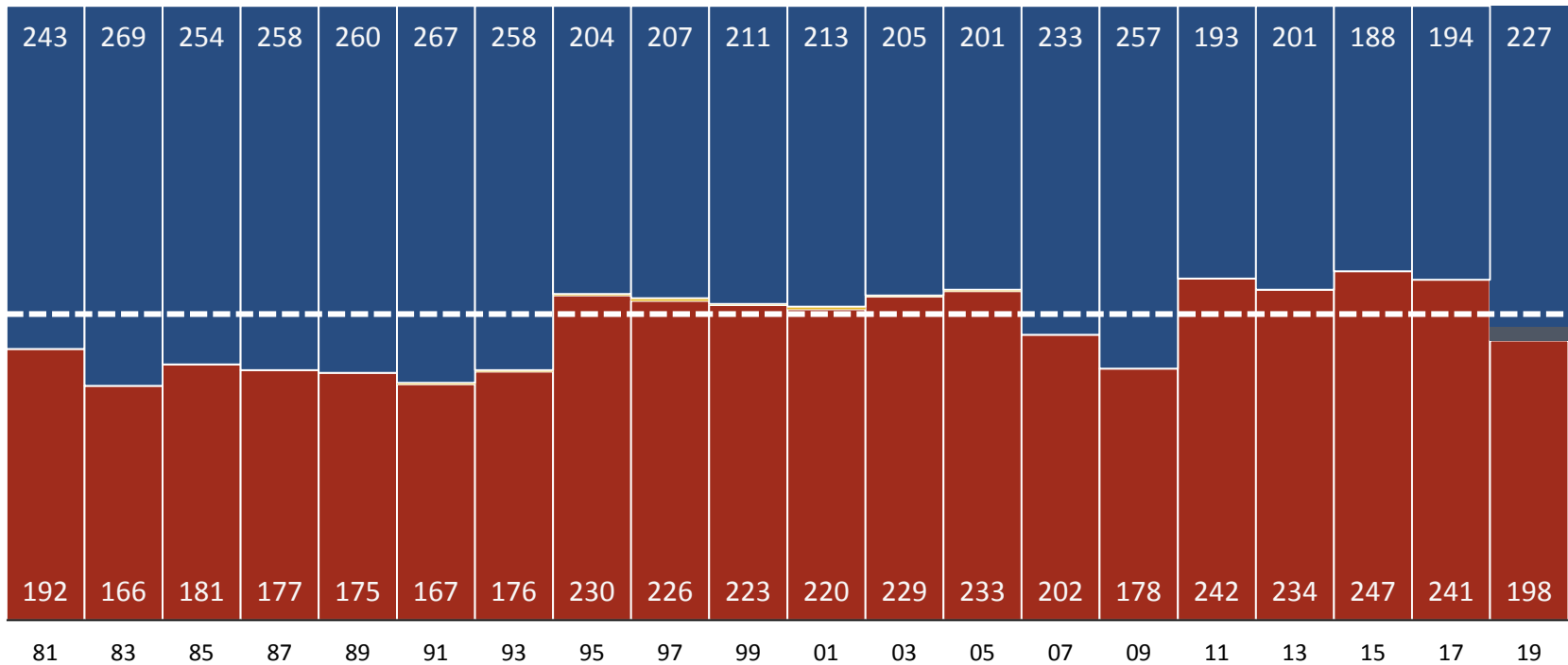
- Senate races included rural and conservative states, while many House races encompassed suburban and urban areas. According to Charlie Cook, "it was like we were having two different elections in two different Americas."
- 1992 election was dubbed Year of the Woman, with 27 newly elected women. At least 37 new, non-incumbent women were elected in 2018.
- At least 17 Veterans were elected with 7 more in races too close to call.
- Diversity won.

Control of Congress over time: House of Representatives

Partisan makeup of the US House over time

1981-2019; COMPOSITION AT BEGINNING OF TERM

■ Republicans ■ Democrats ■ Not yet called



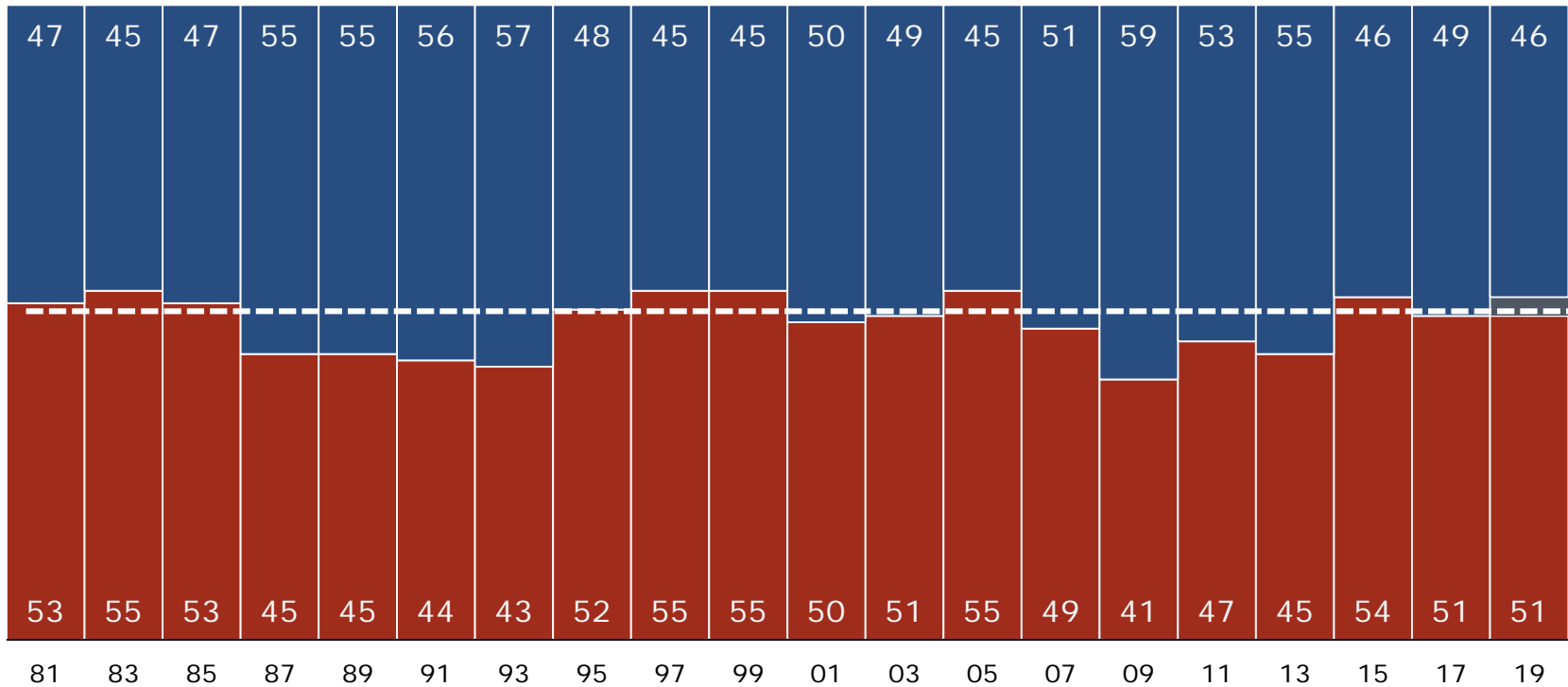
Control of Congress over time: Senate

Partisan makeup of the US Senate over time

1981-2019; COMPOSITION AT BEGINNING OF TERM

■ Republicans ■ Democrats ■ Not yet called

*Independents Sanders and King, who caucus with the Democrats, have been included in the Democratic tally



Republicans have enlarged their Senate majority but lost the House for the first time since the 2010 midterms

Control of Congress and the White House by party

2009-2019; COMPOSITION ON JANUARY 20 OF EACH YEAR

■ Republican control ■ Democratic control

*House & Senate margins as of 10 a.m, 11/12/18

**Independents Sanders and King, who caucus with the Democrats, have been included in the Democratic tally

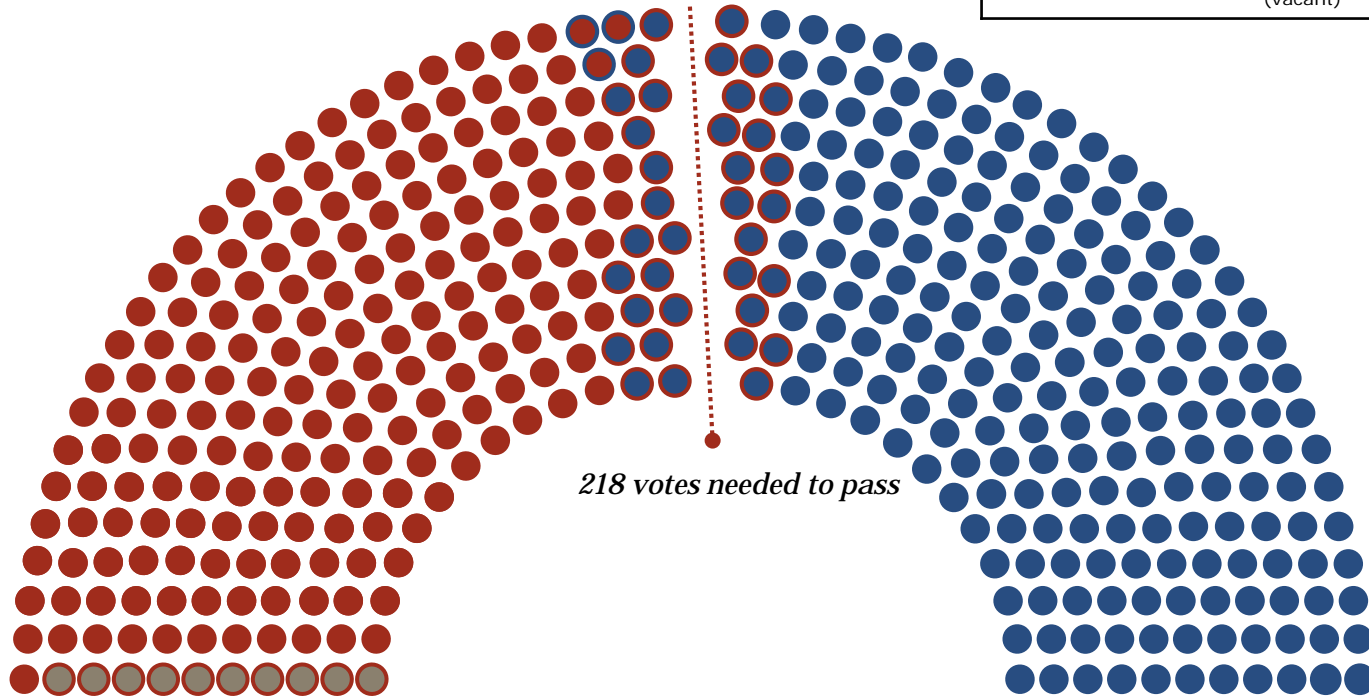
	2009	2010	2011	2012	2013	2014	2015	2016	2017	2018	2019
House	D+77	D+78	R+49	R+50	R+33	R+33	R+59	R+59	R+47	R+45	D+29*
Senate**	D+16	D+20	D+6	D+6	D+10	D+10	R+8	R+8	R+4	R+2	R+5*
White House	Obama	Obama	Obama	Obama	Obama	Obama	Obama	Obama	Trump	Trump	Trump

Composition of the 116th Congress: House

Partisan makeup of the House compared to the previous Congress

- Seats flipped R to D (Total: 35)
- Seats flipped D to R (Total: 3)
- Not yet called (color outline is incumbent's party)

	115 th	116 th
Republican	235	198
Democrat	193	227
Not yet called	7 (vacant)	10



Democrats flipped at least 35 Republican-held House seats

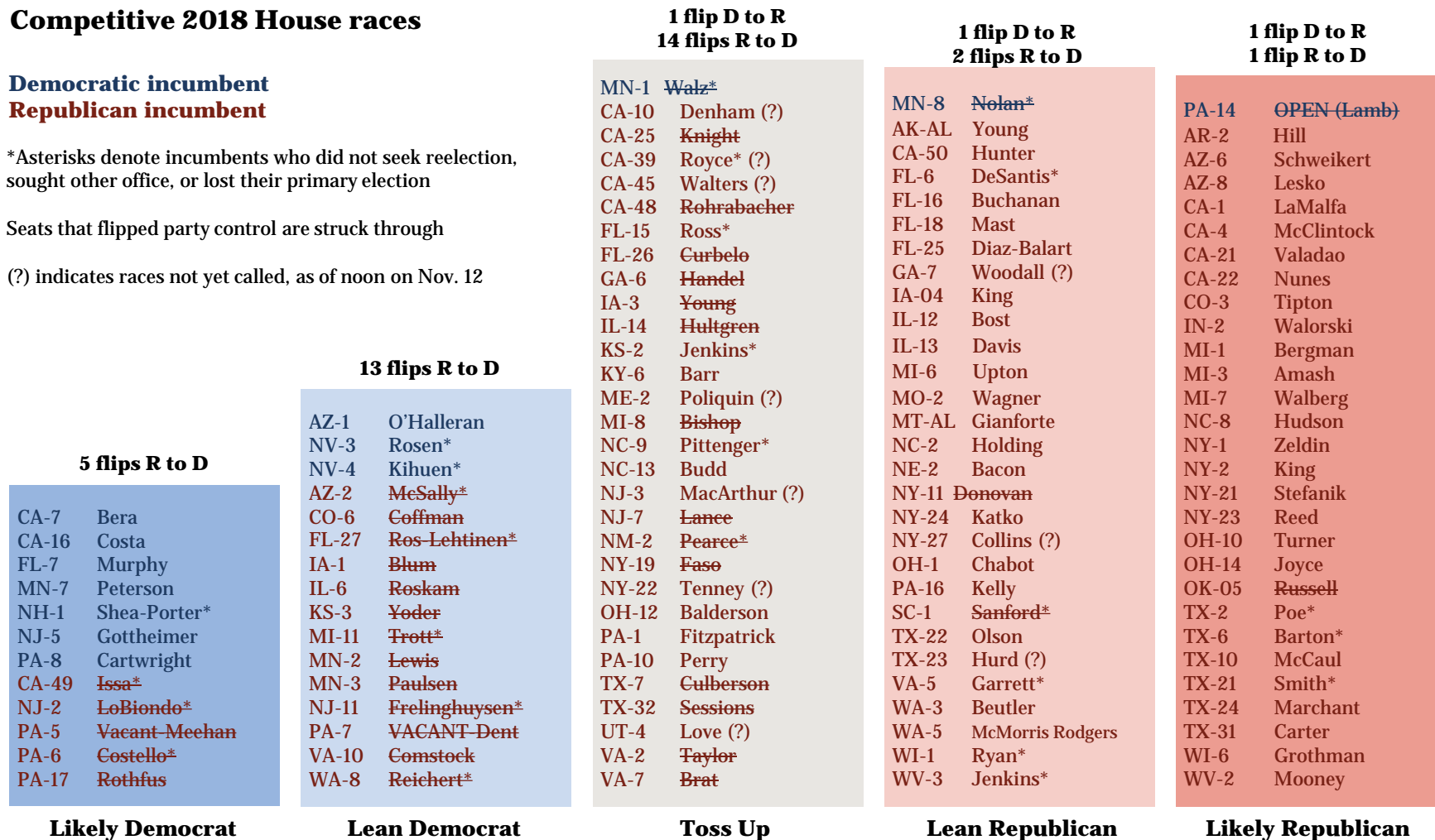
Competitive 2018 House races

Democratic incumbent
Republican incumbent

*Asterisks denote incumbents who did not seek reelection, sought other office, or lost their primary election

Seats that flipped party control are struck through

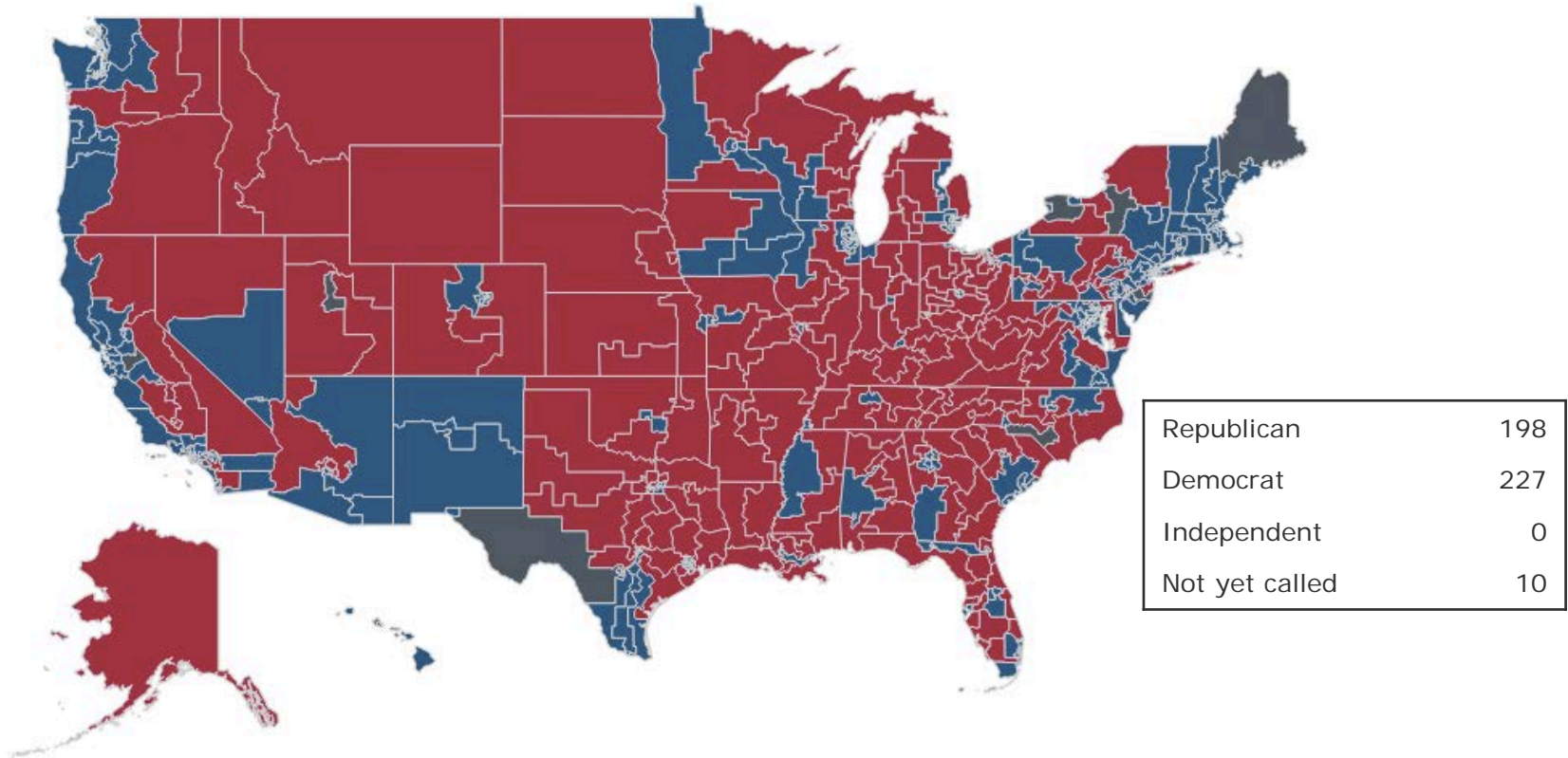
(?) indicates races not yet called, as of noon on Nov. 12



Democrats win the House with about a 30-seat majority

2018 U.S. House election results map

■ Republican won ■ Democrat won ■ Election not yet called



Republicans increased their Senate majority

Cook Political Report ratings

ALL 2018 SENATE RACES


Democratic incumbent
Republican incumbent

*Asterisks denote incumbents who did not seek reelection, sought other office, or lost their primary election

Seats that flipped party control are struck through

(?) indicates races not yet called as of noon on Nov. 8

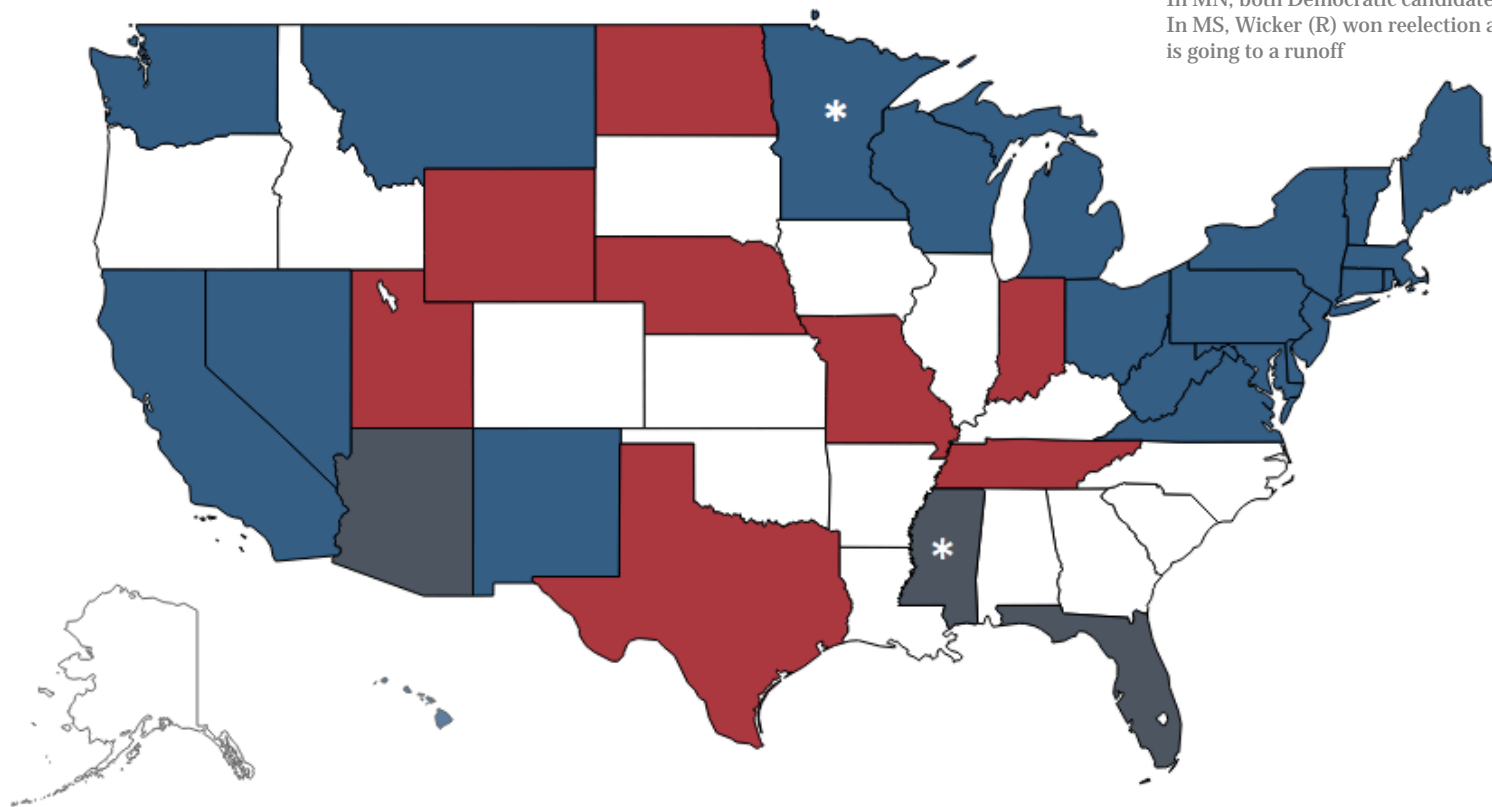
**The Mississippi Senate race for Cindy Hyde-Smith's seat is going to a run-off election



Republicans have expanded their Senate majority

2018 U.S. Senate election results map

■ Republican won (9) ■ Democrat won (23) ■ Election not yet called (3)

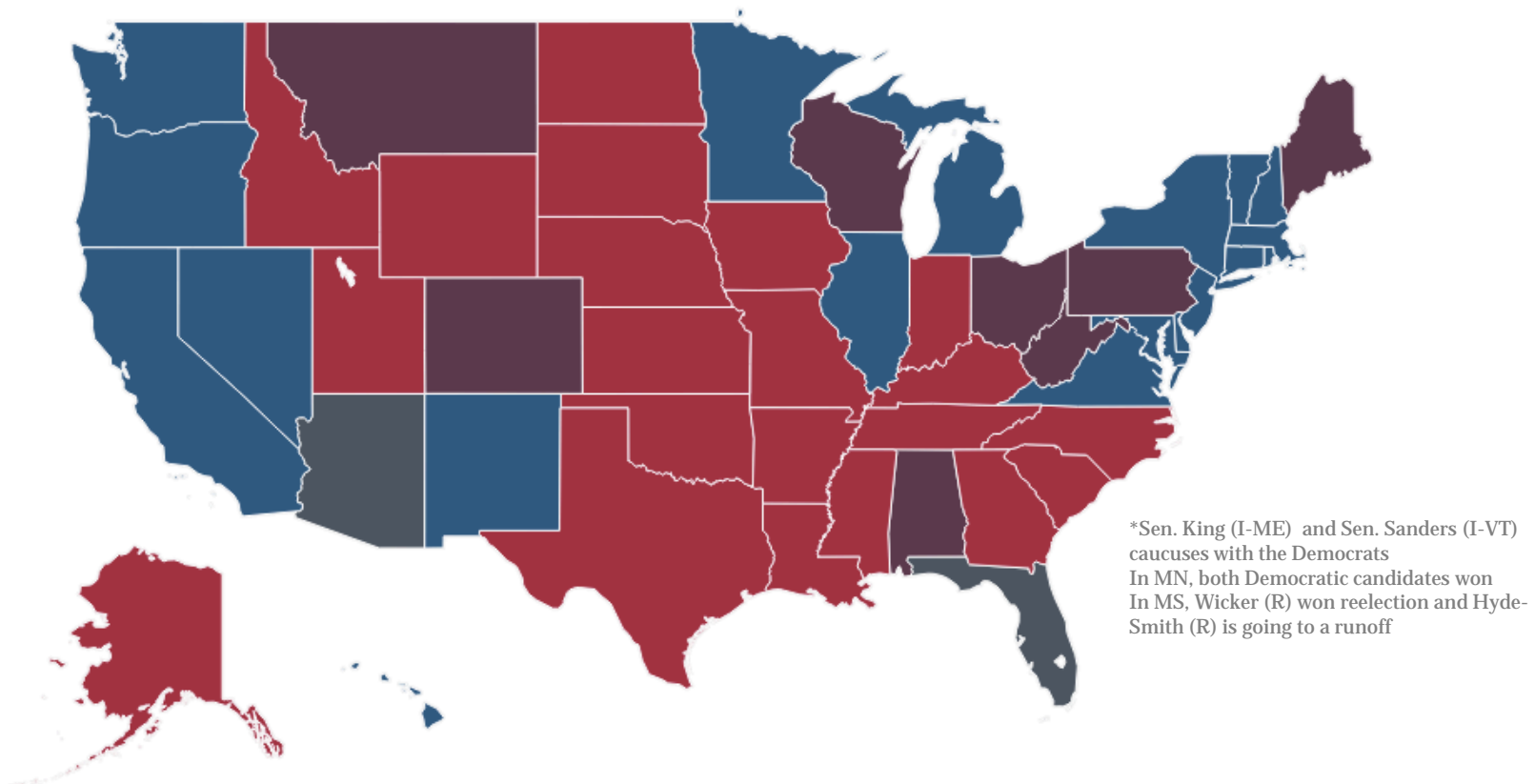


*Sen. King (I-ME) caucuses with the Democrats
In MN, both Democratic candidates won
In MS, Wicker (R) won reelection and Hyde-Smith (R) is going to a runoff

The Republican Party maintains its majority in the Senate

Composition of the 116th Senate map

■ 2 Democrats (19) ■ 2 Republicans (20) ■ 1 Democrat + 1 Republican (8) ■ Election not yet called (3)



Potential House committee chairs based on seniority (1/2)

Committee	Chair	Ranking Member
Administration	Zoe Lofgren (D-NY)	Rodney Davis (R-IL)
Agriculture	Collin Peterson (D-MN)	Mike Conaway (R-TX)
Appropriations	Nita Lowey (D-NY)	Robert Aderholt (R-AL)
Armed Services	Adam Smith (D-WA)	Mac Thornberry (R-TX)
Budget	John Yarmuth (D-KY)	Steve Womack (R-AR)
Education and the Workforce	Bobby Scott (D-VA)	Virginia Foxx (R-NC)
Energy and Commerce	Frank Pallone (D-NJ)	Greg Walden (R-OR)
Ethics	Ted Deutch (D-FL)	Susan Brooks (R-IN)
Financial Services	Maxine Waters (D-CA)	Peter King (R-NY)
Foreign Affairs	Eliot Engel (D-NY)	Chris Smith (R-NJ)

Potential House committee chairs based on seniority (2/2)

Committee	Chair	Ranking Member
Homeland Security	Bennie Thompson (D-MS)	Mike Rogers (R-AL)
Intelligence	Adam Schiff (D-CA)	Devin Nunes (R-CA)
Judiciary	Jerry Nadler (D-NY)	Steve Chabot (R-OH)/ Doug Collins (R-GA)
Natural Resources	Raul Grijalva (D-AZ)	Rob Bishop (R-UT)
Oversight & Government Reform	Elijah Cumming (D-MD)	Jim Jordan (R-OH)
Rules	Jim McGovern (D-MA)	Tom Cole (R-OK)
Science, Space & Technology	Eddie Bernice Johnson (D-TX)	Frank Lucas (OK-3)
Small Business	Nydia Velázquez (D-NY)	Steve Chabot (R-OH)/ Steve King (R-IA)
Transportation & Infrastructure	Peter DeFazio (D-OR)	Sam Graves (R-MO)
Veterans' Affairs	Mark Takano (D-CA)	Phil Roe (R-TN)
Ways & Means	Richard Neal (D-MA)	Kevin Brady (R-TX)

House Committee on Education and the Workforce

Republicans

1. Virginia Foxx (NC-5) Chairwoman
2. Joe Wilson (SC-2) Vice Chair
3. David P. Roe (TN-1)
- ~~4. Glenn Thompson (PA-5)~~
5. Tim Walberg (MI-7)
6. Brett Guthrie (KY-2)
- ~~7. Todd Rokita (IN-4)~~
- ~~8. Lou Barletta (PA-11)~~
- ~~9. Luke Messer (IN-6)~~
10. Bradley Byrne (AL-1)
- ~~11. Dave Brat (VA-7)~~
12. Glenn Grothman (WI-6)
13. Elise M. Stefanik (NY-21)
14. Rick W. Allen (GA-12)
- ~~15. Jason Lewis (MN-2)~~
16. Francis Rooney (FL-19)
- ~~17. Thomas A. Garrett (VA-5)~~
- ~~18. Lloyd Smucker (PA-16)~~
19. A. Drew Ferguson (GA-3)
20. Ron Estes (KS-4)
- ~~21. Karen C. Handel (GA-6)~~
22. Jim Banks (IN-3)
23. Vacancy

Democrats

1. Robert C. "Bobby" Scott (VA-3) Ranking Member
2. Susan A. Davis (CA-53)
3. Raúl M. Grijalva (AZ-3)
4. Joe Courtney (CT-2)
5. Marcia L. Fudge (OH-11)
- ~~6. Jared Polis (CO-2)~~
7. Gregorio Kilili Camacho Sablan (MP)
8. Frederica S. Wilson (FL-24)
9. Suzanne Bonamici (OR-1)
10. Mark Takano (CA-41)
11. Alma S. Adams (NC-12)
12. Mark DeSaulnier (CA-11)
13. Donald Norcross (NJ-1)
14. Lisa Blunt Rochester (DE-AL)
15. Raja Krishnamoorthi (IL-8)
- ~~16. Carol Shea-Porter (NH-1)~~
17. Adriano Espaillat (NY-13)

LEGEND

Retired, sought other office, or lost primary/general election
Won reelection or race not yet called
(For Senate) Not up for reelection in 2018

House Committee on Veterans' Affairs

Republicans

1. David P. Roe (TN-1) Chairman
2. Gus M. Bilirakis (FL-12)
- ~~3. Mike Coffman (CO-6)~~
4. Bill Flores (TX-17)
5. Aumua Amata Coleman Radewagen (AS)
6. Mike Bost (IL-12)
7. Bruce Poliquin (ME-2)
8. Neal P. Dunn (FL-2)
9. Jodey C. Arrington (TX-19)
10. Clay Higgins (LA-3)
11. Jack Bergman (MI-1)
12. Jim Banks (IN-3)
13. Jenniffer González-Colón (PR)
14. Brian J. Mast (FL-18)

Democrats

- ~~1. Timothy J. Walz (MN-1) Ranking Member~~
2. Mark Takano (CA-41)
3. Julia Brownley (CA-26)
4. Ann M. Kuster (NH-2)
- ~~5. Beto O'Rourke (TX-16)~~
6. Kathleen M. Rice (NY-4)
7. J. Luis Correa (CA-46)
8. Conor Lamb (PA-18)
- ~~9. Elizabeth H. Esty (CT-5)~~
10. Scott H. Peters (CA-52)

LEGEND

~~Retired, sought other office, or
lost primary/general election~~

**Won reelection or
race not yet called**

(For Senate) Not up for reelection in 2018

Potential Senate committee chairs based on seniority (1/2)

Committee	Ranking Member	Chair
Aging	Bob Casey, Jr. (D-PA)	Susan Collins (R-ME)
Agriculture, Nutrition, & Forestry	Debbie Stabenow (D-MI)	Pat Roberts (R-KS)
Appropriations	Patrick Leahy (D-VT)	Richard Shelby (R-AL)
Armed Services	Jack Reed (D-RI)	Jim Inhofe (R-OK)
Banking, Housing, & Urban Development	Sherrod Brown (D-OH)	Mike Crapo (R-ID)/ Pat Toomey (R-PA)
Budget	Bernie Sanders (I-VT)	Mike Enzi (R-WY)
Commerce, Science, & Transportation	Bill Nelson (D-FL) (Maria Cantwell (D-WA) if loss)	John Thune (R-SD)
Energy & Natural Resources	Maria Cantwell (D-WA)/ Ron Wyden (D-OR)	Lisa Murkowski (R-AK)
Environment & Public Works	Tom Carper (D-DE)	John Barrasso (R-WY)
Ethics	Christopher Coons (D-DE)	Johnny Isakson (R-GA)

Potential Senate committee chairs based on seniority (2/2)

Committee	Ranking Member	Chair
Finance	Ron Wyden (D-OR)	Chuck Grassley (R-IA)/ Mike Crapo (R-ID)
Foreign Relations	Bob Menendez (D-NJ)	Jim Risch (R-ID)/ Marco Rubio (R-FL)
Health, Education, Labor, & Pensions	Patty Murray (D-WA)	Lamar Alexander (R-TN)
Homeland Security & Government Affairs	Tom Carper (D-DE)	Ron Johnson (R-WI)
Indian Affairs	Tom Udall (D-NM)	John Hoeven (R-ND)
Intelligence	Mark Warner (D-VA)	Richard Burr (R-NC)
Judiciary	Dianne Feinstein (D-CA)	Chuck Grassley (R-IA)/ Lindsay Graham (R-SC)
Rules & Administration	Amy Klobuchar (D-MN)	Roy Blunt (R-MO)
Small Business & Entrepreneurship	Jeanne Shaheen (D-NH)	Jim Risch (R-ID)/ Marco Rubio (R-FL)
Veterans' Affairs	Jon Tester (D-MT)	Johnny Isakson (R-GA)

Senate Committee on Health, Education, Labor, and Pensions

Republicans

1. Alexander, Lamar (TN), Chairman
2. Enzi, Michael B. (WY)
3. Burr, Richard (NC)
4. Isakson, Johnny (GA)
5. Paul, Rand (KY)
6. Collins, Susan M. (ME)
7. Cassidy, Bill (LA)
8. Young, Todd (IN)
- ~~9. Hatch, Orrin G. (UT)~~
10. Roberts, Pat (KS)
11. Murkowski, Lisa (AK)
12. Scott, Tim (SC)

Democrats

1. Murray, Patty (WA), Ranking Member
- 2. Sanders, Bernard (VT)**
- 3. Casey, Robert P. (PA)**
4. Bennet, Michael F. (CO)
- 5. Baldwin, Tammy (WI)**
- 6. Murphy, Christopher (CT)**
- 7. Warren, Elizabeth (MA)**
- 8. Kaine, Tim (VA)**
9. Hassan, Margaret Wood (NH)
- 10. Smith, Tina (MN)**
11. Jones, Doug (AL)

LEGEND

Retired, sought other office, or lost primary/general election
Won reelection or race not yet called
(For Senate) Not up for reelection in 2018

Senate Committee on Veterans' Affairs

Republicans

1. Isakson, Johnny (GA), Chairman
2. Moran, Jerry (KS)
3. Boozman, John (AR)
- ~~4. Heller, Dean (NV)~~
5. Cassidy, Bill (LA)
6. Rounds, Mike (SD)
7. Tillis, Thom (NC)
8. Sullivan, Dan (AK)

Democrats

- 1. Tester, Jon (MT), Ranking Member**
2. Murray, Patty (WA)
- 3. Sanders, Bernard (VT)**
- 4. Brown, Sherrod (OH)**
5. Blumenthal, Richard (CT)
- 6. Hirono, Mazie K. (HI)**
- 7. Manchin, Joe (WV)**

LEGEND

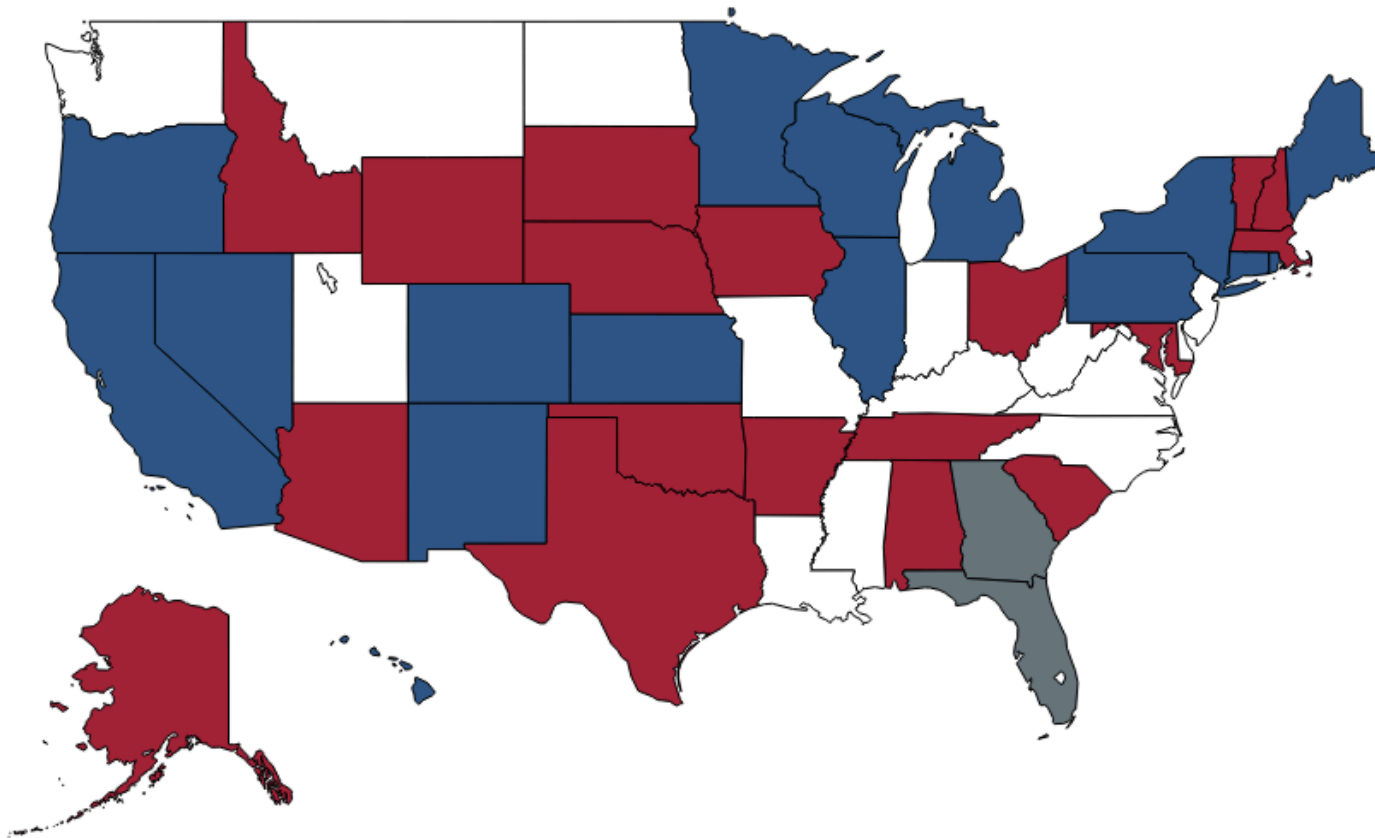
Retired, sought other office, or lost primary/general election
Won reelection or race not yet called
(For Senate) Not up for reelection in 2018

2018 State Results

Democrats win 16 governor seats, Republicans win 18; Georgia and Florida still too close to call

2018 gubernatorial elections results map

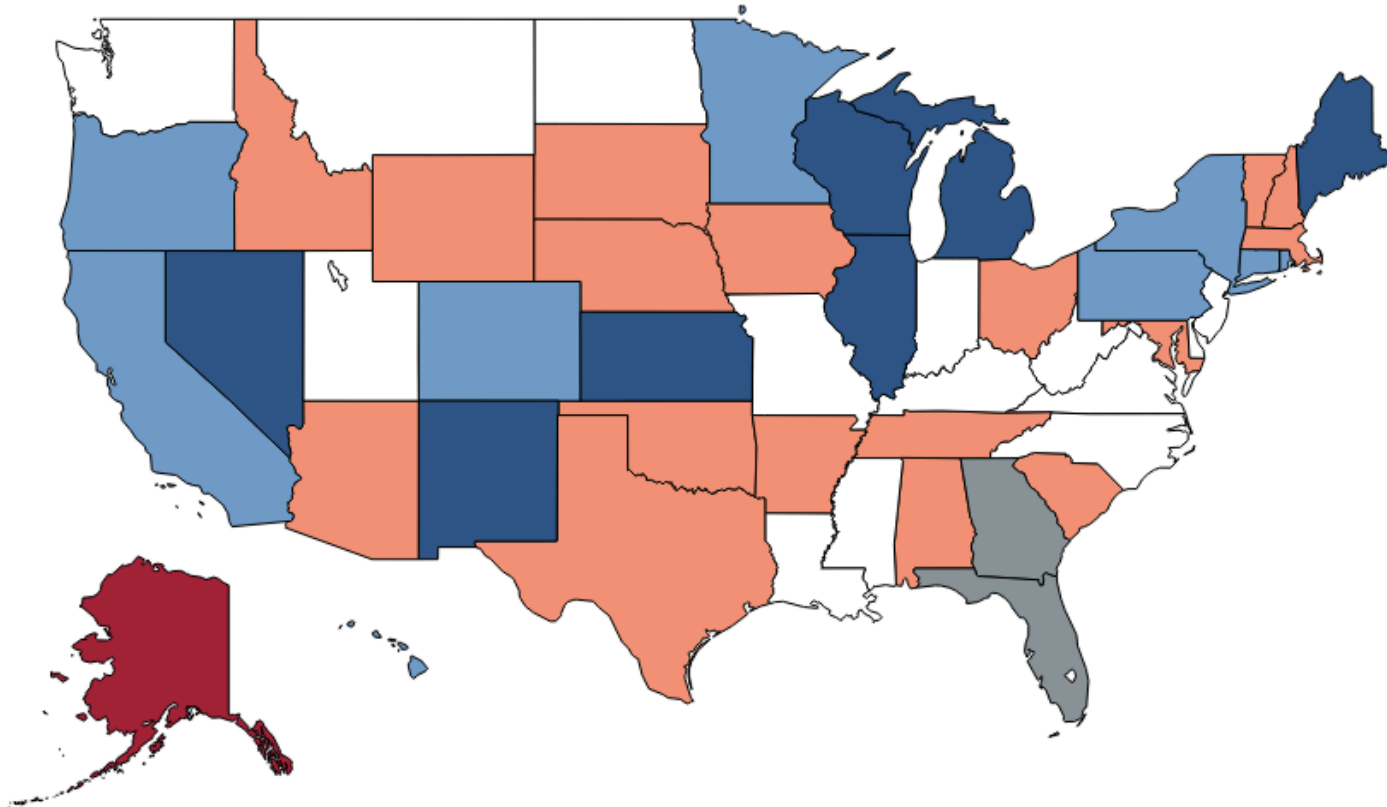
■ Republican won (18) ■ Democrat won (16) ■ Election not yet called (2)



Democrats flipped seven governor seats, which will be important for redistricting after the 2020 census

Change of governor seats after the 2018 midterms

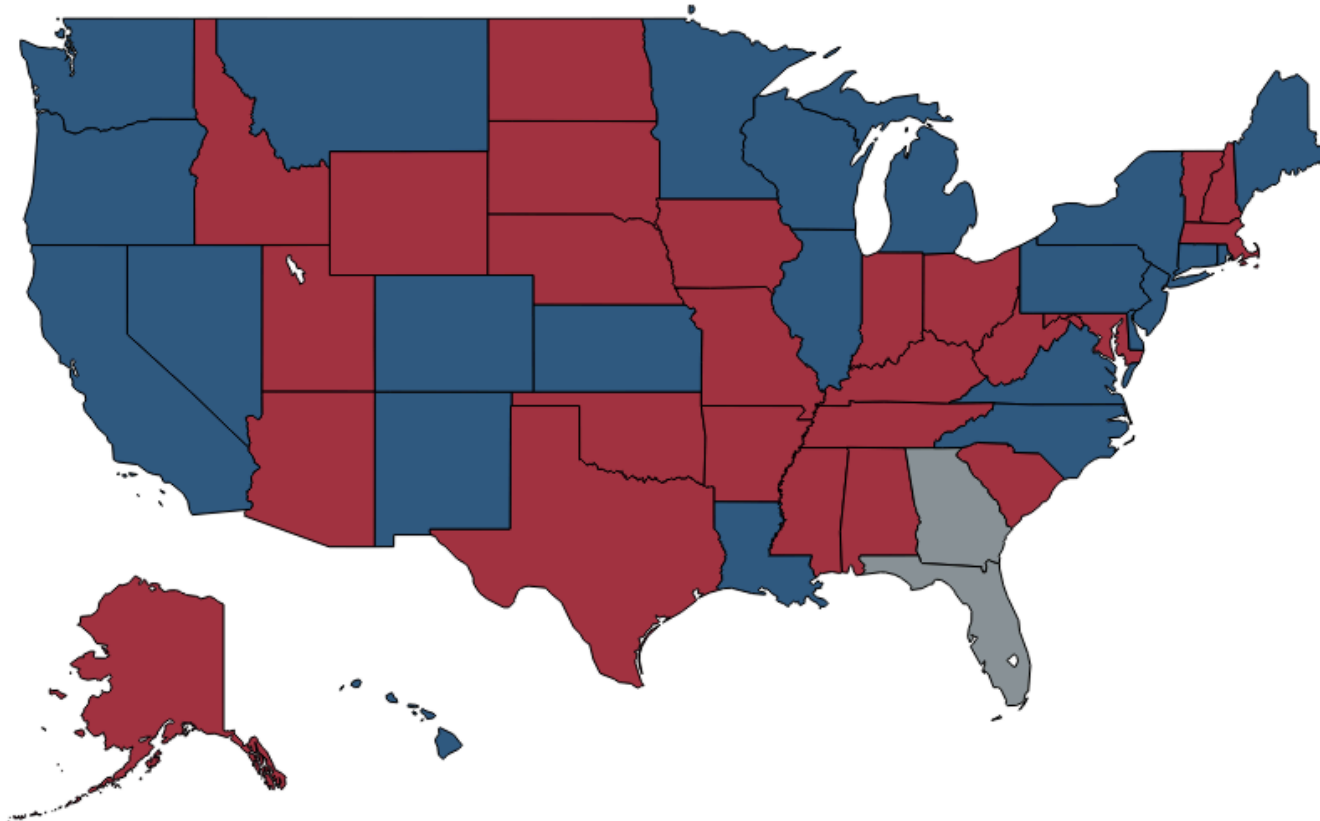
■ Democratic gain (7) ■ Democratic hold (9) ■ Republican gain (1) ■ Republican hold (17)
■ Election not yet called (2)



Republicans now control only half of US governorships

Control of governorships after the 2018 elections

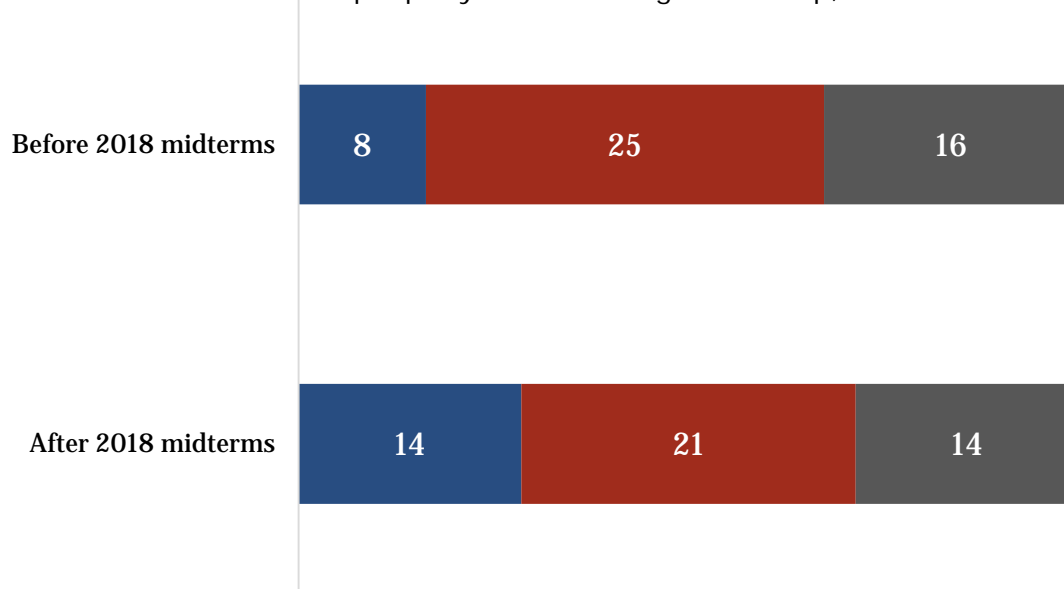
■ Democratic governor (23) ■ Republican governor (25) ■ Election not yet called (2)



Democrats won fewer state legislatures than anticipated

Party control over state legislatures

- Number of states with Democratic control over governorship, House and Senate
- Number of states with Republican control over governorship, House and Senate
- Number of states with split party control over governorship, House and Senate



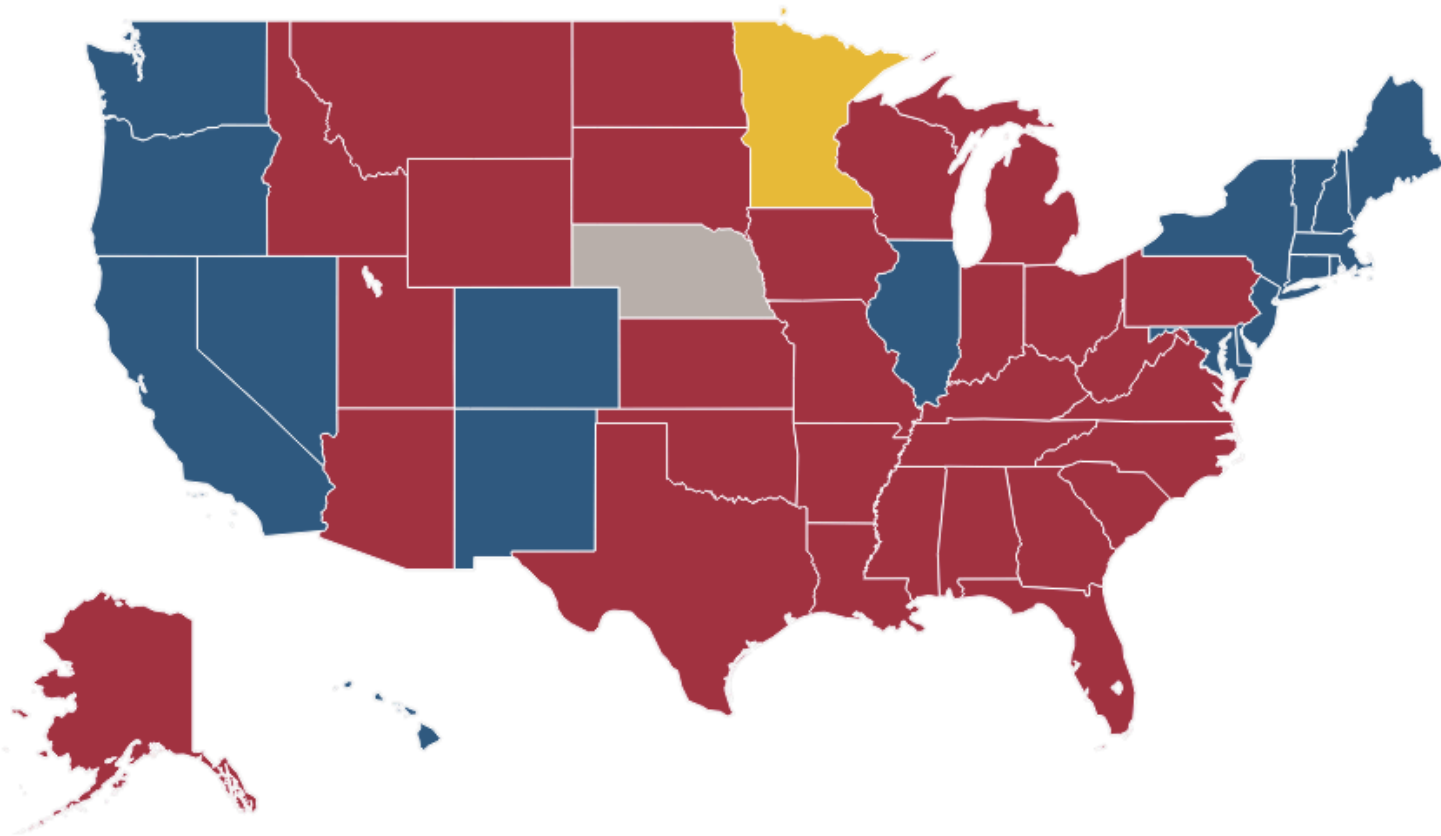
Democrats picked up seven state chambers: the Colorado Senate, Maine Senate, Connecticut Senate (previously tied), Minnesota House, New York Senate, New Hampshire Senate and New Hampshire House.

However, the president's party loses an average of 12 state chambers in midterm elections. By only losing seven, Republicans performed better than expected.

Republicans control more state legislatures than Democrats

Control of state legislatures after the 2018 elections

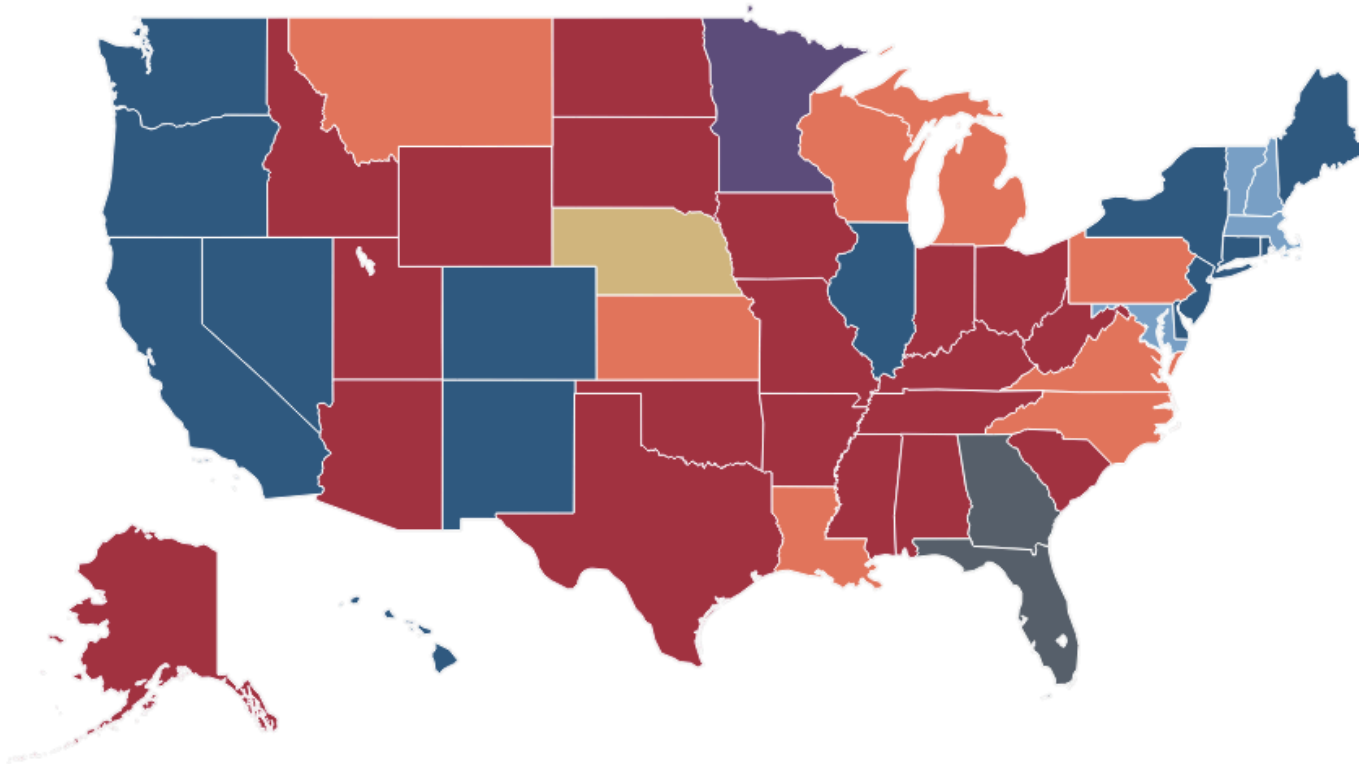
■ Democratic-controlled ■ Republican-controlled ■ Split Legislature ■ Nonpartisan ■ Election not yet called



At least 13 states now have split party control over state government

Control of state government after the 2018 elections

- Dem legislature, Dem governor
- Dem legislature, GOP governor
- Split legislature, Dem governor
- Election not yet called
- GOP legislature, GOP governor
- GOP legislature, Dem governor
- Split legislature, GOP governor



What does Mid-Term results mean for 2020?

Midterms do not predict presidential elections — take a look at Clinton in 1994 and Obama in 2010.

However, it is worth looking at the states Democrats struggled with in 2016:

Michigan: Sen. Debbie Stabenow wins reelection with 52.1% of vote

Ohio: Sen. Sherrod Brown easily wins reelection with 53.2% of vote

Wisconsin: Sen. Tammy Baldwin wins reelection with 55.4% of vote

Florida: Andrew Gillum and Sen. Bill Nelson are competitive

The pool of potential Democratic presidential candidates is large, complex and more diverse than ever



Elizabeth Warren



Amy Klobuchar



Michael Bloomberg



Julián Castro



Eric Holder



John Hickenlooper



Kirsten Gillibrand



Kamala Harris



Cory Booker



John Kerry



Bernie Sanders



Eric Garcetti



Deval Patrick



Joe Biden

2018 Senate and House Freshmen

Biographical, electoral, and district data for new members to
the 116th Congress

Note: Only includes declared winners, contested races not included

Sen. Mike Braun (R-IN)



Background

Prior to his 2018 election to federal office, Braun was a member of the Indiana House of Representatives from 2014 to 2017, when he resigned to focus on his Senate campaign. A lifelong Hoosier, Braun grew up in Jasper and attended Wabash College, then Harvard Business School. He is president and CEO of Meyer Distributing, an aftermarket vehicle parts distributor which he joined in 1981 and eventually bought. In his campaign, Braun highlighted his opposition to gun control and promised to push for an economic agenda of regulatory tailoring and tax simplification.

State Profile

State: Indiana

Status: Junior Senator

Serving with: Todd Young (R)

Cook PVI: R+9

Biography

First Elected: 2018

Party: Republican

Birth Date: 03/24/1954

Education: MBA, Harvard College, 1978; Bachelors, Economics, Wabash College

Family: Wife: Maureen; 4 Children: Jason, Jeff, Ashley, Kristen

Election Results

2018 General

Mike Braun (R) 52%

Joe Donnelly (D) 44%

Sen. Josh Hawley (R-MO)



Background

Hawley was born in Lexington, Missouri and attended high school in Kansas City. He went on to attend Stanford University and Yale Law School. Following law school, Hawley clerked for the 10th Circuit Court of Appeals and then the US Supreme Court. In 2008, Hawley joined Hogan Lovells, LLC as an attorney, and worked there for three years. As a litigator, Hawley argued before the Supreme Court as one of the lead attorneys in the Hobby Lobby case. He later went on to become an associate professor at the University of Missouri School of Law, where he has continued to teach. Hawley is also the founder and president of the Missouri Liberty Project, an organization that aims to defend the US Constitution and fight government overreach. In 2017, Hawley became the attorney general of Missouri.

State Profile

State: Missouri

Status: Junior Senator

Serving with: Roy Blunt (R)

Cook PVI: R+9

Biography

First Elected: 2018

Party: Republican

Birth Date: 12/31/1979

Education: JD, Yale Law School, 2003-2006; AB, History, Stanford University, 1998-2002

Family: Wife: Erin; 2 Children: Elijah, Blaise

Election Results

2018 General

Josh Hawley (R) 52%

Claire McCaskill (D) 46%

Sen. Kevin Cramer (R-ND)



Background

Cramer, a native of Kindred, North Dakota, was elected chairman of the North Dakota Republican Party in 1991, making him the youngest member of the Republican National Committee. During the 1990s, he worked for Gov. Ed Schafer as state tourism director and then state economic development and finance director. In 2003, Gov. John Hoeven appointed Cramer to the Public Service Commission, and he was elected to the position in 2004. In 2012, he was elected to the House, where he has served on the Energy and Commerce Committee and various subcommittees. He has expressed skepticism of climate change and thinks the Environmental Protection Agency often overreaches its authority. Cramer has voted against his party only 2.9 percent of the time, less often than House Republicans' average of 6.5 percent.

State Profile

State: North Dakota

Status: Junior Senator

Serving with: John Hoeven (R)

Cook PVI: R+17

Biography

First Elected: 2018

Party: Republican

Birth Date: 01/21/1961

Education: MA, Management, University of Mary, 2003; BA, Social Work/Pre-Seminary Studies, Concordia College, 1983

Family: Wife: Kris; 5 Children: Ian, Isaac, Rachel, Annie, Abel

Election Results

2018 General

Kevin Cramer (R) 55%

Heidi Heitkamp (D) 45%

Sen. Jacky Rosen (D-NV)



Background

Rosen was the first in her family to graduate from college, after which she worked as a computer programmer for several companies, including Southwest Gas Company, Citibank, and Summa Corporation. She and her husband went on to start a consulting firm. She was president of Congregation Ner Tamid, Nevada's largest synagogue. Her 2016 House race was one of the closest and most expensive House races that year; she won by just 1 percentage point. In Congress, Rosen was part of the Armed Services and Science, Space, and Technology Committees. She was a member of the Congressional Arts, Asian Pacific American Caucus and Caucus for Women's Issues. Rosen lives in Henderson with her husband and daughter.

State Profile

State: Nevada

Status: Junior Senator

Serving with: Catherine Cortez Masto (D)

Cook PVI: D+1

Biography

First Elected: 2018

Party: Democrat

Birth Date: 08/02/1957

Education: BA in Psychology, 1979, University of Minnesota

Family: Husband: Larry; 1 Child: Miranda

Election Results

2018 General

Jacky Rosen (D) 50%

Dean Heller (R) 45%

Sen. Marsha Blackburn (R-TN)



Background

Blackburn was born in Laurel, Mississippi, and graduated from Mississippi State University with a BS in home economics. After graduation, she worked as a sales manager at Southwestern Company. In 1987, she became the owner of Marketing Strategies, a promotion-event management and consulting firm. Her first foray into politics was in 1998, when she ran for office and won a seat in Tennessee's State Senate. In 2002, she was elected to the US House of Representatives to represent Tennessee's 7th district with 70% of the vote. In 2004, she ran for reelection unopposed. She is a Tea Party Republican. Blackburn occupied her position in the House up until 2018, when she was elected to Senate after defeating Democrat Phil Bredesen in the general election.

State Profile

State: Tennessee

Status: Junior Senator

Serving with: Lamar Alexander (R)

Cook PVI: R+14

Biography

First Elected: 2018

Party: Republican

Birth Date: 06/06/1952

Education: BS, Mississippi State University, 1973

Family: Husband: Chuck; 2 Children: Mary, Chad

Election Results

2018 General

Marsha Blackburn (R)	55%
----------------------	-----

Phil Bredesen (D)	44%
-------------------	-----

Sen. Mitt Romney (R-UT)



Background

Romney was born and raised in Bloomfield Hills, Michigan. After graduating from a joint JD-MBA program at Harvard, Romney worked as a consultant at Bain & Company; he eventually served as CEO. In 1994, Romney ran for US Senate in Massachusetts. After losing to Ted Kennedy, he resumed work at Bain and became CEO of the Salt Lake Organizing Committee for the 2002 Winter Olympics. After successfully helping organize the Winter Olympics, he again ran for office, this time running successfully for governor. As governor, Romney helped develop and sign into law Massachusetts health care reform legislation that established near-universal health care access by providing subsidies and enforcing individual mandates. In 2006, he campaigned for the Republican nomination in the 2008 US presidential election but lost to John McCain. In 2012, he was successfully nominated to be the Republican Party's presidential candidate, but lost to Barack Obama in the general election.

State Profile

State: Utah

Status: Junior Senator

Serving with: Mike Lee (R)

Cook PVI: R+20

Biography

First Elected: 2018

Party: Republican

Birth Date: 03/12/1947

Education: JD, Harvard Law School, 1975; MBA, Harvard Business School, 1975; BA, Brigham Young University, 1971

Family: Wife: Ann; 5 Children: Tagg, Matt, Josh, Ben, Craig

Election Results

2018 General

Mitt Romney (R)	62%
-----------------	-----

Jenny Wilson (D)	32%
------------------	-----

Rep. Ann Kirkpatrick (D-AZ-2)



Background

Kirkpatrick majored in Asian studies at the University of Arizona, where she also received her law degree. In 1980, Coconino County elected Kirkpatrick as its first woman deputy county attorney, and she later served as city attorney for Sedona, Arizona. Kirkpatrick is a former representative from Arizona's first congressional district. She lost her first reelection campaign in the 2010 midterms, but regained her seat in a close 2012 race. In 2016 she unsuccessfully challenged Republican Sen. John McCain for his U.S. Senate seat. After Republican Rep. Martha McSally announced she would run for Sen. Jeff Flake's open seat, Kirkpatrick announced she would run to fill the open second district seat, which encompasses most of Tucson.

District Profile

State: Arizona

District: 2

Southeast Arizona: Tucson, Cochise County

Cook PVI: R+1

Biography

First Elected: 2018

Party: Democrat

Birth Date: 03/24/1950

Education: JD, James E. Rogers College of Law, University of Arizona, 1979; BA, University of Arizona, 1972

Family: Husband: Roger; 4 Children

Election Results

2018 General

Ann Kirkpatrick (D) 54%

Lea Marquez Peterson (R) 46%

Rep. Greg Stanton (D-AZ-9)



Background

Stanton worked as an education attorney and a deputy attorney general before representing the 6th district on the Phoenix City Council from 2000 to 2009. He served as mayor of Phoenix from 2012 to 2018, resigning to run for Congress. His House platform promoted working with local government to build up transportation infrastructure, keeping coverage for women's preventative screenings and birth control, and creating a path to citizenship for immigrants.

District Profile

State: Arizona

District: 9

Phoenix Suburbs: Tempe

Cook PVI: D+4

Biography

First Elected: 2018

Party: Democrat

Birth Date: 03/08/1970

Education: JD, University of Michigan Law School, 1995; BA, History/Political Science, Marquette University, 1992

Family: Wife: Nicole; 2 Children

Election Results

2018 General

Greg Stanton (D) 61%

Stephen Ferrara (R) 39%

Rep. Donna Shalala (D-FL-27)



Background

Shalala was born and raised in Cleveland. During her career as a professor, Shalala was appointed by President Carter to serve as the assistant secretary for policy development and research at the US Department of Housing and Urban Development. Shalala became president of Hunter College, part of the City University of New York from 1980 until 1987 and then served as chancellor of the University of Wisconsin-Madison until 1993. In 1992, President-elect Clinton appointed Shalala to be secretary of Health and Human Services, and she stayed in that role for eight years to become the longest-serving HHS secretary. Shalala then became president of the University of Miami from 2001 to 2015, before taking over as president of the Clinton Foundation in 2015. In 2008, President George W. Bush awarded Shalala the Presidential Medal of Freedom. Shalala has lived in Pinecrest and Coral Gables for 17 years.

District Profile

State: Florida

District: 27

Southern Miami and Coral Gables

Cook PVI: D+5

Biography

First Elected: 2018

Party: Democrat

Birth Date: 02/14/1941

Education: Graduated, History, Western College for Women; PhD, The Maxwell School of Citizenship and Public Affairs at Syracuse University

Family: Single

Election Results

2018 General

Donna Shalala (D) 52%

Maria Salazar (R) 46%

Rep. Greg Pence (R-IN-6)



Background

Greg Pence entered politics when Rep. Luke Messer gave up his seat to run for the Senate. Pence beat four other Republican candidates in a crowded Republican primary, winning almost 64 percent of the vote. Pence ran his campaign on a pro-Trump platform. Pence's younger brother is Vice President Mike Pence, who previously represented the 6th District for 12 years. Before entering politics, Pence served in the Marine Corps and worked in business. He owns and operates several antique malls in southern Indiana. Pence worked as Rep. Luke Messer's finance chairman during Messer's bid for the Senate.

District Profile

State: Indiana

District: 6

Southeast, Muncie

Cook PVI: R+18

Biography

First Elected: 2018

Party: Republican

Birth Date: 11/13/1956

Education: Bachelor's, Theology and Philosophy, Loyola University of Chicago; Master's, Business Administration, Loyola University of Chicago

Family: Wife: Denise; 4 Children

Election Results

2018 General

Greg Pence (R)	64%
----------------	-----

Jeannine Lake (D)	33%
-------------------	-----

Rep. Katie Hill (D-CA-25)



Background

Hill has worked most of her career at the nonprofit People Assisting the Homeless (PATH), rising from a development coordinator to executive director and deputy CEO. She studied at California State University at Northridge, where she received an undergraduate degree in English as well as a Master of Public Administration in 2014. She has identified as bisexual and becomes one of only seven members of Congress to openly identify as LGBTQ.

District Profile

State: California

District: 25

Northern LA County: Santa Clarita

Cook PVI: EVEN

Biography

First Elected: 2018

Party: Democrat

Birth Date: Unknown

Education: Master's, Public Administration, California State University at Northridge, 2012-2014; BA, English, California State University at Northridge

Family: Husband: Kenny

Election Results

2018 General

Katie Hill (D) 52%

Steve Knight (R) 48%

Rep. Harley Rouda (D-CA-48)



Background

Rouda is an investment executive from Laguna Beach. This was his first time running for public office. Rouda picked up endorsements from the League of Conservation Voters, End Citizens United, Human Rights Campaign, Indivisible, and several other groups. Rouda is the CEO of Trident Holdings, Inc., and the director of several real estate development companies. He campaigned on a platform consisting of Medicare-for-all, renewable-energy development and common sense gun control. Rouda lives in Orange County with his wife Kaira and their four children.

District Profile

State: California

District: 48

Coastal Orange County:
Huntington Beach

Cook PVI: R+4

Biography

First Elected: 2018

Party: Democrat

Birth Date: 12/10/1961

Education: MBA, Ohio State University, 2001-2002; JD, Capital University, 1984-1986; Bachelor's, University of Kentucky, 1980-1984

Family: Married (Kaira), four children

Election Results

2018 General

Harley Rouda (D) 52%

Dana Rohrabacher (R) 48%

Rep. Mike Levin (D-CA-49)



Background

Levin grew up in South Orange County, before attending Stanford University, where he majored in political science and served as student-body president. Following graduation, he served as a Coro Foundation fellow for one year. After law school, Levin worked as an environment and energy attorney and advocate, championing clean energy and sustainable power and transportation policies. Levin entered politics in 2006, when he served as executive director of the Democratic Party of Orange County for one year. He was a member of Hillary for America's National Finance Committee from 2015 to 2016. Levin supports environmental protections, universal Medicare, affordable college options, gun control, abortion rights, and a higher federal minimum wage. He and his wife Chrissy reside in San Juan Capistrano with their two young children.

District Profile

State: California

District: 49

San Diego County, San Clemente

Cook PVI: R+1

Biography

First Elected: 2018

Party: Democrat

Birth Date: 12/07/1976

Education: JD, Duke University School of Law, 2002-2005; BA, Political Science, Stanford University, 1997-2001

Family: Wife: Chrissy; 2 Children

Election Results

2018 General

Mike Levin (D) 55%

Diane Harkey (R) 45%

Rep. Joseph Neguse (D-CO-2)



Background

Neguse is an attorney and public servant who has spent the last several years leading Colorado's consumer-protection agency. He is one of the youngest people to serve in a state Cabinet. He is the son of Eritrean refugees who fled violence to come to the United States 35 years ago. Both of his parents received naturalized citizenship in the past several years. After college, he cofounded New Era Colorado, the state's largest youth-voter registration-and-mobilization group in Colorado. His work for this organization registered over 150,000 young people to vote and promoted progressive legislation at the state level.

District Profile

State: Colorado

District: 2

Boulder, Fort Collins

Cook PVI: D+9

Biography

First Elected: 2018

Party: Democrat

Birth Date: 05/01/1984

Education: JD, University of Colorado, 2009; Bachelor's, Political Science/Economics, University of Colorado at Boulder, 2005

Family: Wife: Andrea; 1 child

Election Results

2018 General

Joseph Neguse (D)	60%
-------------------	-----

Peter Yu (R)	34%
--------------	-----

Rep. Jason Crow (D-CO-6)



Background

Crow is veteran Army officer who was a member of the 82nd Airborne Division in Iraq and holds a Bronze star for his service. After returning from Iraq, he joined the Army's 75th Ranger Regiment and completed two tours in Afghanistan and Pakistan. Crow left the Army in 2006 and returned to Colorado where he became an advocate for the state's veterans. In 2012, Crow advised President Obama's reelection campaign on military issues and spoke at the Democratic National Convention in favor of the repeal of the "Don't Ask Don't Tell" policy. Crow served five years on the Colorado Board of Veterans Affairs and acted as co-chair for Colorado Governor John Hickenlooper's Veterans Affairs Transition Committee and Veterans for Mark Udall. He most recently practiced law as a partner at the firm Holland and Hart. He lives in Denver with his wife and two children.

District Profile

State: Colorado

District: 6

Denver Suburbs: Aurora

Cook PVI: D+2

Biography

First Elected: 2018

Party: Democrat

Birth Date: 03/15/1979

Education: JD, University of Denver, 2006-2009; BA, Behavioral Science and Pre-Law, University of Wisconsin at Madison, 1998-2002

Family: Wife: Deserai; 2 Children

Election Results

2018 General

Jason Crow (D) 54%

Michael Coffman (R) 43%

Rep. Jahana Hayes (D-CT-5)



Background

Hayes entered electoral politics when Rep. Elizabeth Etsy announced her retirement. Hayes entered a competitive Democratic primary against Mary Glassman, a veteran of local Connecticut politics. Hayes won the primary with a commanding lead, having run a progressive campaign that emphasized her underdog story—she grew up homeless, was pregnant as a teenager and lived through economic hardship. Before entering politics, Hayes taught social studies in high school and was a National Teacher of the Year in 2016. Hayes is the first African-American Congress member from Connecticut and the first African-American woman to represent a New England state.

District Profile

State: Connecticut

District: 5

Northwest: Danbury,
Waterbury, New Britain

Cook PVI: D+2

Biography

First Elected: 2018

Party: Democrat

Birth Date: 03/08/1973

Education: U of Bridgeport, 2013-14;MA, Curriculum & Instruction, U of Saint Joseph, 2010-12;BA, Southern CT State, 2003-05;AA, Liberal Arts & Sciences; Gen. Studies & Humanities, Naugatuck Valley Community Col., 2000-2

Family: Husband: Milford; 4 Children

Election Results

2018 General

Jahana Hayes (D) 56%

Manuel Santos (R) 44%

Rep. Ross Spano (R-FL-15)



Background

A native of Florida, Spano worked as an attorney before serving as a Florida State Representative. While serving in the Florida State House of Representatives, Spano was the Chair of the Florida Human Trafficking Working Group. Spano supports ensuring that VA benefits will be accepted by any provider and argues for vocational education in middle and high schools.

District Profile

State: Florida

District: 15

Central: Lakeland

Cook PVI: R+6

Biography

First Elected: 2018

Party: Republican

Birth Date: 07/16/1966

Education: JD, Florida State University College of Law, 1998; BA, History, University of South Florida, 1992-1994

Family: Wife: Amie; 4 Children: Kali, Vince, Caleb, Isaiah

Election Results

2018 General

Ross Spano (R) 53%

Kristen Carlson (D) 47%

Rep. Greg Steube (R-FL-17)



Background

A native of Sarasota, Steube served in the Army for four years, with one year as an airborne infantry officer and the following three as a judge advocate general. Steube's public service continued when, in 2010, he was elected to the state House, then the state Senate in 2016. He is a proponent of repealing "gun-free" zones and reforming immigration policies, including building a wall along the Mexican border and an end to sanctuary cities.

District Profile

State: Florida

District: 17

South Central: Port
Charlotte

Cook PVI: R+13

Biography

First Elected: 2018

Party: Republican

Birth Date: 05/19/1978

Education: JD, University of Florida's Levin College of Law, 2003;BS, Beef Cattle Sciences, University of Florida, 2000

Family: Wife: Jennifer; 1 Child: Ethan

Election Results

2018 General

Greg Steube (R) 62%

April Freeman (D) 38%

Rep. Debbie Mucarsel-Powell (D-FL-26)



Background

Mucarsel-Powell was born in Ecuador and moved to Florida when she was a teenager. Prior to running for office, she was the associate vice president at Florida International University's Herbert Wertheim College of Medicine, the director of development at FIU, and most recently the president of DMP Associates. She has volunteered at several wildlife and coral-reef restoration projects in South Florida and the Florida Keys. Mucarsel-Powell was endorsed by Emily's List, End Citizens United, Planned Parenthood, and the Sierra Club among others. She campaigned on a platform that included support for stronger gun laws and lower interest rates on federal student loans. Mucarsel-Powell lives in southern Florida with her husband Robert and her three children.

District Profile

State: Florida

District: 26

Homestead and the Florida Keys

Cook PVI: D+6

Biography

First Elected: 2018

Party: Democrat

Birth Date: 01/18/1971

Education: Masters, International Political Economy, Claremont Graduate University, 1994-1996; BS, Political Science, Pitzer College, 1988-1992

Family: Husband: Robert; 3 Children: Willow, Jude, Siena

Election Results

2018 General

Debbie Mucarsel-Powell (D) 51%

Carlos Curbelo (R) 49%

Rep. Michael Waltz (R-FL-6)



Background

Originally from Boynton Beach, Waltz had a 21-year career in the Army. He worked on counterterrorism policy during the George W. Bush administration and served with the Green Berets. He also worked for the Defense Department. More recently, he has been a contributor for Fox News. He is CEO of the government-services provider Metis Solutions. Waltz ran on a platform of border security, affordable health care, and low taxes.

District Profile

State: Florida

District: 6

Northeast: Daytona Beach

Cook PVI: R+7

Biography

First Elected: 2018

Party: Republican

Birth Date: 01/31/1974

Education: Attended, International Relations, Economics, Spanish, Virginia Military Institute, 1992-1996

Family: 1 child

Election Results

2018 General

Michael Waltz (R)	56%
-------------------	-----

Nancy Soderberg (D)	44%
---------------------	-----

Rep. Lucy McBath (D-GA-6)



Background

Originally from Joliet, Illinois, McBath grew up as the daughter of Lucien Holman, president of the NAACP's Illinois chapter. McBath worked as a flight attendant from 1984 to 2014. In 2012, McBath's 17-year-old son, Jordan Davis, was shot and killed at a gas station in Jacksonville, Florida. During a retrial of the case, the man was convicted of first-degree murder. Following the tragedy, McBath became the national spokesperson for Everytown for Gun Safety and Moms Demand Action for Gun Sense in America. She also worked as the faith and outreach leader for both organizations. McBath founded the Champion in The Making Legacy Foundation in 2013, which provides financial and educational assistance to graduating high school students going to college. McBath has testified in front of the Senate Judiciary Committee and has lobbied members of Congress and local politicians on gun reform.

District Profile

State: Georgia

District: 6

Atlanta Suburbs: Sandy Springs, Roswell

Cook PVI: R+8

Biography

First Elected: 2018

Party: Democrat

Birth Date: 06/01/1960

Education: BA, Political Science/English, Virginia State University, 1978-1982

Family: Divorced

Election Results

2018 General

Lucy McBath (D) 51%

Karen Handel (R) 50%

Rep. Edward Case (D-HI-1)



Background

Case is originally from Hilo and has lived in in the state for most of his life. After studying psychology at Williams College, Case worked as a legislative assistant for Rep. and Sen. Spark Matsunaga. After law school, Case moved back to Hawaii, where he practiced land and commercial law before running for the Hawaii State House. In 2002, he won a special election to replace US Rep. Patsy Mink in 2002. In the House, Case worked with Republicans on numerous policy issues, supporting the Iraq War and being among 34 Democrats who voted to reduce the estate tax. Case ran on a similarly moderate platform in 2018, striking relatively conservative tones on national security and the role of government.

District Profile

State: Hawaii

District: 1

Oahu: Honolulu

Cook PVI: D+17

Biography

First Elected: 2018

Party: Democrat

Birth Date: 09/27/1952

Education: JD, University of California, Hastings College of Law, 1981; BA, Psychology, Williams College, 1975

Family: Wife: Audrey; 2 Children: James, David; 2 Stepchildren: Megan, David

Election Results

2018 General

Edward Case (D) 73%

Cam Cavasso (R) 23%

Rep. Abby Finkenauer (D-IA-1)



Background

Finkenauer grew up in Sherrill. After college, she worked at the Community Foundation of Greater Dubuque and served on the board of Greater Dubuque Development. In 2012, Finkenauer began working as a legislative assistant in the Iowa House of Representatives and was elected to the chamber in 2014. In the state House, Finkenauer fought to make high-quality health care available to all Iowans and supported affordable education for all students. At 29, she is the youngest woman to be elected to the House of Representatives and the first woman to represent Iowa in the House.

District Profile

State: Iowa

District: 1

Northeast: Cedar Rapids,
Dubuque

Cook PVI: D+1

Biography

First Elected: 2018

Party: Democrat

Birth Date: 12/27/1988

Education: Bachelor's, Public Relations/Business, Drake
University, 2007-2011

Family: Single

Election Results

2018 General

Abby Finkenauer (D) 51%

Rod Blum (R) 46%

Rep. Cindy Axne (D-IA-3)



Background

A fifth-generation Iowan, Axne grew up on the south side of Des Moines. She attended the University of Iowa and earned an MBA from Northwestern University in 2002. From 2005 to 2014, Axne worked for the State of Iowa, holding a variety of roles. Before running for office, she was a small business owner, running a digital design firm. During her 2018 campaign Axne promised to raise wages, address unfair trade deals and protect the state's unions. She also listed protecting public schools and passing a bipartisan immigration bill as campaign priorities. Axne is committed to maintain and improve the Affordable Care Act to lower prescription drug costs and ensure that individuals with pre-existing conditions do not face discrimination.

District Profile

State: Iowa

District: 3

Southwest, Des Moines

Cook PVI: R+1

Biography

First Elected: 2018

Party: Democrat

Birth Date: 04/20/1965

Education: MBA, Business Administration, Management and Marketing, Northwestern University, 2000-2002; BA, Journalism, University of Iowa; Certified, Public Manager, Political Science and Government, Drake University

Family: Husband: John; 2 Children

Election Results

2018 General

Cindy Axne (D) 49%

David Young (R) 48%

Rep. Russ Fulcher (R-ID-1)



Background

Russ Fulcher is a fourth generation Idahoan who grew up on a dairy farm in Meridian and has served for 10 years in the Idaho Senate. While employed at Micron Technology, Fulcher worked his way up from a production-line worker to director of sales and marketing for the manufacturing division. He conducted business in all 50 states and worked on-site in 36 countries. He served on the Idaho Senate State Affairs and Education Committees and was elected by his colleagues to be the Senate Republican Caucus Leader for six of the 10 years he served. Fulcher worked to pass the grocery-tax credit that offsets the sales tax Idahoans pay on groceries throughout the year.

District Profile

State: Idaho

District: 1

Western Idaho and
Panhandle

Cook PVI: R+21

Biography

First Elected: 2018

Party: Republican

Birth Date: 03/09/1962

Education: Certified, Energy Policy Planning, University of Idaho, 2012; Certified, Electrical Engineering, Micron Technology, 1993; MBA, Business Administration, Boise State University, 1988; BBA, Business Administration, Boise State University, 1984

Family: Spouse: Kara; 3 Children: Meghan, Benjamin, Nicole

Election Results

2018 General

Russ Fulcher (R) 63%

Cristina McNeil (D) 30%

Rep. Lauren Underwood (D-IL-14)



Background

Underwood was born and raised in Naperville. She held a series of health care positions at the American Association of Colleges of Nursing, the NIH, and the Advisory Board Company from 2009 to 2010. From there, Underwood served in President Obama's administration in the Health and Human Services as a policy coordinator and a senior advisor to the president. Underwood ran with three issue priorities: health care, jobs, and education. She ran on the platform of expanding Affordable Care Act protections, investing in small businesses to create more local jobs, and increasing affordable education, paid family leave, and equal pay. When asked about President Trump and the Mueller investigation, Underwood maintained that she would support legislation to protect the special counsel from political interference.

District Profile

State: Illinois

District: 14

Chicago Exurbs: Kendall County

Cook PVI: R+5

Biography

First Elected: 2018

Party: Democrat

Birth Date: 10/04/1986

Education: MSN/MPH, Public Health Nursing & Health Policy, Johns Hopkins University, 2008-2009;BS, Nursing, University of Michigan, 2004-2008

Family: Single

Election Results

2018 General

Lauren Underwood (D) 52%

Randy Hultgren (R) 48%

Rep. Jesus Garcia (D-IL-4)



Background

Born in Durango, Mexico, Garcia and his family moved to Chicago when he was 10. Garcia has been involved in public service since 1984, taking on roles as a committeeman for the 22nd Ward, an Illinois Senator for the 1st District, and most recently as the Cook County commissioner. His 2018 platform promoted investment in regional transportation, restructuring Immigration and Customs Enforcement to a strictly defined role that prioritizes enforcement against violence, and instituting a universal health care under a single-payer system. Garcia ran for the 2015 mayoral election in Chicago but lost to Rahm Emanuel.

District Profile

State: Illinois

District: 4

Chicago: Parts of North and Southwest Sides

Cook PVI: D+33

Biography

First Elected: 2018

Party: Democrat

Birth Date: 04/12/1956

Education: BA, Political Science, University of Illinois, Chicago

Family: Wife: Evelyn; 3 Children: Jesus, Samuel, Rosa

Election Results

2018 General

Jesus Garcia (D) 90%

Mark Lorch (R) 10%

Rep. Sean Casten (D-IL-6)



Background

Casten was born in Dublin, Ireland. Prior to entering politics, Casten joined Arthur D. Little in 1997 as a consultant in its energy practice. In 2000, he became the CEO and president of Turbosteam Corporation until 2007, when Casten founded Recycled Energy Development, an energy company with a focus on reducing greenhouse-gas emissions. He has served as its CEO and president until he announced his congressional campaign in 2017. Casten has spent considerable time during the campaign talking about climate change and initiating a shift towards clean energy. He has also claimed that his priorities would be defending the Affordable Care Act, expanding health-care coverage, and working to repeal the tax reform that passed in December 2017.

District Profile

State: Illinois

District: 6

Chicago West Suburbs:
Wheaton, Palatine

Cook PVI: R+2

Biography

First Elected: 2018

Party: Democrat

Birth Date: 11/23/1971

Education: MEM, Engineering Management, Thayer School of Engineering at Dartmouth College, 1998;MS, Biochemical Engineering, Thayer School of Engineering at Dartmouth College, 1998;BA, Molecular Biology, Middlebury College, 1993;ME, Engineering Management, Tufts University;MS, Biochemical Engineering, Tufts University

Family: Wife: Kara; 2 Children: Gwen, Audrey

Election Results

2018 General

Sean Casten (D) 53%

Peter Roskam (R) 47%

Rep. Jim Baird (R-IN-4)



Background

Baird was a member of the Indiana House of Representatives since 2010 until his election after spending four years as a member of the Putnam County Commission. Prior to entering politics, he worked as a farmer and as a small businessman. Baird served as a first lieutenant in the Army during the Vietnam War, where he earned a Bronze Star and two Purple Hearts, losing his left arm in the process. In May, Baird won the 4th District primary by defeating two opponents in who had outraised and outspent him, making his victory a surprise for many political observers. Baird ran on a campaign emphasizing a balanced federal budget and pro-business policies.

District Profile

State: Indiana

District: 4

Western: Lafayette

Cook PVI: R+17

Biography

First Elected: 2018

Party: Republican

Birth Date: 06/01/1945

Education: BS, Purdue University;MS, Purdue University;PhD, University of Kentucky

Family: Wife: Danise; 3 Children

Election Results

2018 General

Jim Baird (R) 64%

Tobi Beck (D) 36%

Rep. Steven Watkins (R-KS-2)



Background

A sixth-generation Kansan, Watkins grew up in Topeka. From 1994 to 2004, Watkins served in the Army, earning the rank of captain and serving as a qualified Airborne Ranger. After serving in the Army, he was an engineering and business consultant at Versar Incorporated. Watkins attempted to climb Mount Everest in 2015 when a 7.8 magnitude earthquake struck Nepal, killing over 8,500 people, including six people from his team. During his campaign, he advocated for a strong national defense and emphasized that cybersecurity is a pressing issue. He supports military action in Syria, reducing the national debt, and protecting the Second Amendment.

District Profile

State: Kansas

District: 2

Eastern: Topeka

Cook PVI: R+10

Biography

First Elected: 2018

Party: Republican

Birth Date: 09/18/1976

Education: MC/MCA, Public Policy Analysis, Harvard University, 2016-2017; Master's, Massachusetts Institute of Technology (MIT), 2009-2010; BS, Engineering, United States Military Academy at West Point, 1995-1999; Certified, Project Management, Project Management Institute

Family: Married (Fong Liu)


Election Results

2018 General

Steven Watkins (R) 48%

Paul Davis (D) 46%

Rep. Sharice Davids (D-KS-3)



Background

Davids grew up in Kansas and graduated from Johnson County Community College. In 2010, she earned a law degree from Cornell University. Davids is a member of the Ho-Chunk Nation, a Native American tribe in Wisconsin. Before running for office, she served as the chair of the board of directors of Twelve Clans and as a White House fellow in the Transportation Department. Davids believes climate change should be addressed immediately and that Kansas is uniquely positioned to capitalize on wind energy. Her campaign focused on an economic platform that included a tax cut for the middle class, incentivizing health care benefits for small businesses and creating a child-care tax credit. Davids supports the continued expansion of Medicaid and enabling Medicare to negotiate drug prices.

District Profile

State: Kansas

District: 3

Greater Kansas City

Cook PVI: R+4

Biography

First Elected: 2018

Party: Democrat

Birth Date: 05/22/1980

Education: JD, Business Law, Cornell University Law School, 2007-2010; BA, Business Administration, University of Missouri-Kansas City., 2004-2007; Attended, University of Kansas; Attended, Haskell Indian Nations University; Attended, Johnson County Community College

Family: Unknown

Election Results

2018 General

Sharice Davids (D) 53%

Kevin Yoder (R) 44%

Rep. Lori Trahan (D-MA-3)



Background

Trahan was born and raised in Lowell. She played Division I volleyball at Georgetown University. Her first job out of college was working for Rep. Marty Meehan, who represented Massachusetts' 5th District. She eventually became his chief of staff and top advisor. After working in politics, Trahan started a business consulting firm with two other women. Trahan won the 10-person Democratic primary by less than 150 votes.

District Profile

State: Massachusetts

District: 3

North Central
Massachusetts: Lowell

Cook PVI: D+9

Biography

First Elected: 2018

Party: Democrat

Birth Date: 10/27/1973

Education: Attended, Harvard Business School, 2013;BS,
Regional and Comparative Studies, Georgetown
University, 1991-1995

Family: Husband: David; 5 Children: Thomas, Dean,
Christian, Grace, Caroline

Election Results

2018 General

Lori Trahan (D) 62%

Rick Green (R) 34%

Rep. Ayanna Pressley (D-MA-7)



Background

Born and raised in Chicago, Pressley attended Boston University from 1992 to 1994, but left school before graduating to support her mother, who had lost her job. After leaving college, she worked as a district representative for US Rep. Joseph Kennedy II, where she worked with senior citizens, veterans and people with disabilities in the district. In 2009, she served as US Sen. John Kerry's political director. Pressley was elected to the Boston City Council in 2009 and served until 2018, when she declared her intent to challenge incumbent Democrat Rep. Michael Capuano (MA-07). She defeated Capuano in the Democratic primary and – facing no Republican challenger in the general election – became the first African-American woman to represent Massachusetts. Pressley has championed universal health care and called for the defunding of US Immigration and Customs Enforcement (ICE), and she stated on the campaign trail that ending sexual violence would be a priority during her tenure.

District Profile

State: Massachusetts

District: 7

Boston, Cambridge

Cook PVI: D+34

Biography

First Elected: 2018

Party: Democrat

Birth Date: 02/03/1974

Education: Attended, Boston University

Family: Husband: Conan Harris; step-daughter

Election Results

2018 General

Ayanna Pressley (D)

N/A

NO OPPONENT

N/A

Rep. David Trone (D-MD-6)



Background

Originally from Cheverly, Trone and his family moved to a working farm on the Maryland-Pennsylvania border when he was 11. From opening his first store in 1991, Trone has gone on to be the co-owner of Total Wine & More, the largest private wine retailer in the US. Trone heads an American Civil Liberties Union advisory board and established a legal fund for local residents affected by the travel ban to several predominantly Muslim countries. Trone's 2018 win follows an unsuccessful bid in 2016 for Maryland's 8th District seat. He is a proponent of universal access to broadband for students, tying the minimum wage to inflation, and overhauling the bail and pretrial detention system to make it more equitable.

District Profile

State: Maryland

District: 6

Western Maryland,
Washington Suburbs

Cook PVI: D+6

Biography

First Elected: 2018

Party: Democrat

Birth Date: 09/21/1955

Education: MBA, University of Pennsylvania Wharton School of Business, 1985; BA, Furman University, 1977

Family: Wife; June: 4 Children: Michelle, Julia, Natalie, Robert

Election Results

2018 General

David Trone (D) 58%

Amie Hoeber (R) 39%

Rep. Elissa Slotkin (D-MI-8)



Background

Natives of the district, Slotkin's family ran Hygrade Foods, a prominent meat company in Southeast Michigan known for inventing Ball Park Franks. After graduate school, she was recruited to join the Central Intelligence Agency, where she served as a Middle East analyst. From there, she went on to work in the White House, the office of the Director of National Intelligence, the State Department, and the Defense Department, where she rose to the rank of acting assistant secretary of Defense for International Security Affairs. During her campaign, Slotkin refused to support Nancy Pelosi as House Democratic leader or accept corporate contributions to her campaign. She highlighted incumbent Rep. Mike Bishop's vote to repeal the Affordable Care Act as a key theme of her campaign.

District Profile

State: Michigan

District: 8

Central: Lansing, Detroit
Exurbs

Cook PVI: R+4

Biography

First Elected: 2018

Party: Democrat

Birth Date: 07/10/1976

Education: MA, International Affairs/National Security Policy/Middle Eastern Affairs, Columbia University School of International and Public Affairs, 2001-2003; Certified, Intensive Arabic, American University of Cairo, 2001; Bachelor's, Rural Sociology, Cornell University, 1994-1998

Family: Husband: Dave; 2 Children

Election Results

2018 General

Elissa Slotkin (D) 51%

Mike Bishop (R) 47%

Rep. Andy Levin (D-MI-9)



Background

Levin won a contested Democratic primary against two candidates, one of whom, Michigan State Rep. Ellen Lipton, had secured the backing of EMILY's List. Levin comes from a prominent Michigan political family. His dad, Sandy Levin represented the 9th district for over thirty years. Andy's uncle, Carl Levin, was Michigan's senior senator until he retired in 2015. Other members of the Levin family served in the federal judiciary in Michigan. Andy ran for Michigan Senate in 2006, losing a close election to Republican John Pappageorge. Prior to entering electoral politics, Andy worked as an attorney, as a clean energy entrepreneur, and in state government, where he helped to retrain Michigan workers for clean energy jobs.

District Profile

State: Michigan

District: 9

Detroit Suburbs: Warren,
Royal Oak

Cook PVI: D+4

Biography

First Elected: 2018

Party: Democrat

Birth Date: Unknown

Education: JD, Harvard Law School, 1991-1994; MA, Asian Languages & Cultures, University of Michigan, 1988-1990; BA, Religion, Williams College, 1978-1983

Family: Wife: Mary; 4 Children: Koby, Saul, Ben, Molly

Election Results

2018 General

Andy Levin (D) 60%

Candius Stearns (R) 37%

Rep. Haley Stevens (D-MI-11)



Background

Born in Rochester Hills, Michigan, Stevens is a native of the 11th district. She earned her bachelor's and master's degrees from American University, in Washington, D.C. Prior to entering electoral politics, she served as the chief of staff of the Treasury Department task force assigned to rescuing the auto industry after the 2007 financial crisis. Additionally, she served as a policy advisor to the Economic Development Administration. Stevens played a role in setting up the Office of Recovery for Automotive Communities and Workers and the White House Office of Manufacturing Policy. Outside of government, she worked on job training programs and STEM education initiatives in Michigan. Beating five other candidates in the Democratic primary, Stevens' platform emphasized the cost of prescription drugs and a need to encourage manufacturers and researchers to relocate to the district.

District Profile

State: Michigan

District: 11

Detroit Suburbs: Livonia,
Troy

Cook PVI: R+4

Biography

First Elected: 2018

Party: Democrat

Birth Date: 06/01/1983

Education: Bachelor's, American University; Master's,
Social Policy/Philosophy, American University

Family: Single

Election Results

2018 General

Haley Stevens (D) 52%

Lena Epstein (R) 45%

Rep. Rashida Tlaib (D-MI-13)



Background

The daughter of Palestinian immigrants, Tlaib earned a B.A. in political science at Wayne State University and a J.D. at Western Michigan University Thomas Cooley Law School, in 2004. Tlaib, who was endorsed by the Democratic Socialists of America, won the Democratic primary seat of retiring John Conyers and ran uncontested in the general election. Tlaib had been a member of the Michigan state legislature for more than 10 years and becomes one of two Muslim elected members of Congress in 2018. She lives with her two children in Detroit.

District Profile

State: Michigan

District: 13

West Detroit

Cook PVI: D+32

Biography

First Elected: 2018

Party: Democrat

Birth Date: 07/24/1976

Education: JD, Western Michigan University Thomas Cooley Law School, 2004; BA, Political Science/Government, Wayne State University, 1994-1998

Family: Two children

Election Results

2018 General

Rashida Tlaib (D) 85%

NO OPPONENT N/A

Rep. Jim Hagedorn (R-MN-1)



Background

Hagedorn was born in Blue Earth, and raised on a grain-and-hog farm. After college, he worked as a legislative assistant to Rep. Arlan Stangeland. He then worked as the director for legislative and public affairs for the Financial Management Service and later as a congressional-affairs officer for the Bureau of Engraving and Printing. One of Hagedorn's campaign points was a biometric US visa and passport system to track temporary visitors and deport those who overstay. He is also a proponent of seeking energy independence by pursuing all possible sources of production.

District Profile

State: Minnesota

District: 1

South: Rochester

Cook PVI: R+5

Biography

First Elected: 2018

Party: Republican

Birth Date: 08/04/1962

Education: BA, Government and Politics, George Mason University

Family: Unknown

Election Results

2018 General

Jim Hagedorn (R) 50%

Dan Feehan (D) 50%

Rep. Angie Craig (D-MN-2)



Background

Craig built a career as a newspaper reporter and was the head of global human resources for Saint Jude Medical. Craig was endorsed by former President Obama, Planned Parenthood, the Sierra Club, and several others. She campaigned on a platform of investing in education, health care, job training, and infrastructure. She supports a path to citizenship for Deferred Action for Childhood Arrival recipients, affordable college, and the Affordable Care Act. Craig lives in Eagan with her wife, Cheryl, and four sons.

District Profile

State: Minnesota

District: 2

Twin Cities' South Suburbs

Cook PVI: R+2

Biography

First Elected: 2018

Party: Democrat

Birth Date: 02/14/1972

Education: Graduated, BA in Journalism, University of Memphis, 1994

Family: Wife: Cheryl; 4 Children: Josh, Jonas, Jacob, Isaac

Election Results

2018 General

Angie Craig (D)

53%

Jason Lewis (R)

47%

Rep. Dean Phillips (D-MN-3)



Background

The heir to the Phillips Distilling Company liquor fortune, as well as the step-grandson of Abigail Van Buren (better known as “Dear Abby”), Phillips is a relative newcomer to politics. Before entering politics, Phillips also served in a number of philanthropic roles throughout the Minneapolis area as the chair of the Phillips family foundations and several other charitable enterprises. Phillips also was chair of Talenti Gelato until the company was sold to Unilever. Notably, Phillips most recent business ventures were two coffee shops that pledged to offer a \$15 minimum wage for their employees. Phillips campaigned against incumbent Erik Paulsen’s support for the repeal of the Affordable Care Act, though Phillips declined to back a “Medicare for-all” proposal. Phillips rejected corporate PAC donations and also pledged not to self-fund his campaign.

District Profile

State: Minnesota

District: 3

Twin Cities' West Suburbs

Cook PVI: D+1

Biography

First Elected: 2018

Party: Democrat

Birth Date: 01/20/1969

Education: MBA, University of Minnesota - Carlson School of Management, 1998-2000; BA, Urban Studies, Brown University, 1988-1991

Family: 2 Children: Daniela, Pia

Election Results

2018 General

Dean Phillips (D) 56%

Erik Paulsen (R) 44%

Rep. Ilhan Omar (D-MN-5)



Background

Born in Somalia, Omar and her family fled the civil war when she was 8, moving to a refugee camp in Kenya for four years before eventually settling down in Minneapolis in 1997. After college, Omar worked as a community nutrition educator and later became a Humphrey Policy fellow, serving as a senior policy aide for a Minneapolis city-council member. In 2016, she became the first Somali-American, Muslim legislator in the US, when she was elected to the Minnesota House of Representatives. Omar is a proponent of funding pre-kindergarten programs nationwide, abolishing Immigration and Customs Enforcement, and automatically registering every 18-year old to vote.

District Profile

State: Minnesota

District: 5

Minneapolis

Cook PVI: D+26

Biography

First Elected: 2018

Party: Democrat

Birth Date: 10/04/1981

Education: BA, Political Science, North Dakota State University; BS, International Studies, North Dakota State University; Policy Fellowship, University Of Minnesota's Humphrey School of Public Affairs

Family: Husband: Ahmed; 3 Children

Election Results

2018 General

Ilhan Omar (D)

78%

Jennifer Zielinski (R)

22%

Rep. Peter Stauber (R-MN-8)



Background

Stauber was born in 1966 in Duluth and played hockey from a young age. After suiting up for the Lake Superior State University team, he played for minor-league affiliates of the Detroit Red Wings before retiring in 1993 and returning to Minnesota. He co-owns the Duluth Hockey Company with his five brothers. He worked in law enforcement for over two decades, serving as the president of the Law Enforcement Labor Services Union, Local 363 and as a commander with the Duluth Police Department. He served on the Hermantown City Council for eight years before becoming a St. Louis County commissioner in 2012, defeating the incumbent. Stauber is a supporter of the 2017 GOP tax-reform bill and Trump's actions on tariffs, and he is a strong opponent of abortion.

District Profile

State: Minnesota

District: 8

Northeast: Duluth

Cook PVI: R+4

Biography

First Elected: 2018

Party: Republican

Birth Date: 05/10/1966

Education: BS, Criminal Justice, Lake Superior State University

Family: Wife: Jodi; 4 Children: Levi, Luke, Isaac, Addilynn

Election Results

2018 General

Peter Stauber (R) 51%

Joe Radinovich (D) 45%

Rep. Michael Guest (R-MS-3)



Background

Guest beat five other candidates in the race to replace retiring Rep. Gregg Harper, first in the Republican primary, and then in the runoff. Guest ran on a tough-on-crime and restrictionist immigration platform, pledging to end illegal immigration by building a wall on the US-Mexico border. Prior to entering electoral politics, Guest served as the assistant district attorney and then district attorney for Madison and Rankin Counties. Guest also served as President of the Foundation for Rankin County Public Schools, and served on the Boards of the State and Central Mississippi Crime Stoppers.

District Profile

State: Mississippi

District: 3

South Central Mississippi:
Jackson Suburbs

Cook PVI: R+13

Biography

First Elected: 2018

Party: Republican

Birth Date: 11/30/1953

Education: Graduated, Law, University of Mississippi; Graduated, Accounting, Mississippi State University

Family: Spouse: Haley; 2 Children: Kennedy, Patton

Election Results

2018 General

Michael Guest (R) 63%

Michael Evans (D) 36%

Rep. Mark Harris (R-NC-9)



Background

Harris is from Winston-Salem and grew up as the youngest of five children. He served as a pastor in two churches before moving to Charlotte, where he became minister of First Baptist Charlotte and was elected president of the North Carolina Baptist Convention from 2011 to 2013. Harris led the initiative for Amendment 1, which banned same-sex marriage in North Carolina; the amendment was later found unconstitutional. In 2014, Harris ran for Senate but finished third in the primary. He then ran for the House in 2016, finishing narrowly behind Rep. Robert Pittenger in the primary. The two faced off again in 2018, and Harris beat Pittenger for the nomination.

District Profile

State: North Carolina

District: 9

Charlotte Suburbs

Cook PVI: R+7

Biography

First Elected: 2018

Party: Republican

Birth Date: 04/24/1966

Education: Bachelors, Political Science, Appalachian State University, 1987; DD, Christian Leadership, Southeastern Baptist Theological Seminary

Family: Wife: Elizabeth; 3 Children: Laura, John, Matthew

Election Results

2018 General

Mark Harris (R) 49%

Daniel McCready (D) 49%

Rep. Kelly Armstrong (R-ND-AL)



Background

Armstrong was raised in Dickinson and attended Dickinson High School. He met his wife at law school. Armstrong opened two offices for his law firm, Reichert Armstrong Law Office, and served as a volunteer fireman for the Dickinson Fire Department from 2005 to 2012. In 2011, he joined his family's energy business, the Armstrong Corporation, as vice president. He represented the 36th District in the North Dakota Senate, chairing the Judiciary and Justice Reinvestment Committees. Armstrong also successfully ran as chairman of the North Dakota GOP in 2015. He sponsored a surge bill that funded infrastructure projects across the state with \$2 billion and introduced a bill to solve the lake-bed-mineral crisis.

District Profile

State: North Dakota

District: At-large

Entire state

Cook PVI: R+16

Biography

First Elected: 2018

Party: Republican

Birth Date: Unknown

Education: Bachelor's, Psychology, University of North Dakota, 2001; JD, University of North Dakota School of Law

Family: Wife: Kjersti; 2 Children

Election Results

2018 General

Kelly Armstrong (R) 60%

Mac Schneider (D) 36%

Rep. Christopher Pappas (D-NH-1)



Background

Pappas is a restaurant owner and former New Hampshire state representative from Manchester, New Hampshire. His first entrance to politics was in 1996 when he volunteered for now Senator Jeanne Shaheen's gubernatorial race while he was still in high school. He attended Harvard University and graduated in 2002 with a BA in Government. Following college, he returned to Manchester to help run his family's restaurant. He is now the fourth-generation owner of the Puritan Backroom. Pappas served two terms in the New Hampshire House of Representatives from 2002 to 2004 and also served as a county treasurer and executive councilor. He campaigned on a platform that supports comprehensive legislation to combat the opioid crisis, expanding Medicaid, and implement environmental regulation. He received endorsements from both US Senators from New Hampshire, Planned Parenthood, and others.

District Profile

State: New Hampshire

District: 1

Eastern New Hampshire,
Manchester

Cook PVI: R+2

Biography

First Elected: 2018

Party: Democrat

Birth Date: 06/04/1980

Education: BA, Government, Harvard University, 1998-
2002

Family: Single

Election Results

2018 General

Christopher Pappas (D) 54%

Eddie Edwards (R) 45%

Rep. Mikie Sherrill (D-NJ-11)



Background

Sherrill graduated from flight school as part of the first class of women eligible for combat, and went on to serve as a helicopter pilot for the Navy. Before entering government, Sherrill worked in the litigation department of Kirkland & Ellis. Sherrill left that firm in 2012 to join the US Attorney's Office for the District of New Jersey, where she rose to become a federal prosecutor as an assistant US attorney for the District of New Jersey. She launched her political campaign to replace 12-incumbent GOP Rep. Rodney Frelinghuysen, who announced his retirement in January. Sherrill ran on a platform of protecting the Affordable Care Act, and she refused corporate donations to her campaign.

District Profile

State: New Jersey

District: 11

North: Morris County

Cook PVI: R+3

Biography

First Elected: 2018

Party: Democrat

Birth Date: 01/19/1972

Education: JD, Georgetown University Law Center, 2007; Certificate, Arabic Language, American University in Cairo, 2004; MS, Global History, London School of Economics and Political Science, 2003; BS, United States Naval Academy, 1994

Family: Husband: Jason; 4 Children

Election Results

2018 General

Mikie Sherrill (D) 56%

Jay Webber (R) 43%

Rep. Jeff Van Drew (D-NJ-2)



Background

Van Drew is originally from Southern New Jersey and lives in Cape May County, where he was a dentist. He was a member of the state General Assembly from 2002 to 2008, then was elected to the state Senate, where he has served since. While in the New Jersey legislature, Van Drew voted against Democrats on raising the minimum wage and gun regulations, receiving an A rating from the NRA. His 2018 campaign focused on bringing manufacturing jobs to South Jersey and promoting tourism in the region. He also voiced support for comprehensive immigration reform.

District Profile

State: New Jersey

District: 2

South Jersey Shore:
Atlantic City

Cook PVI: R+1

Biography

First Elected: 2018

Party: Democrat

Birth Date: 02/23/1953

Education: DDS, Farleigh Dickinson University Dental School, 1979; BS, Rutgers University, 1974

Family: Wife: Ricarda; 2 Children

Election Results

2018 General

Jeff Van Drew (D) 52%

Seth Grossman (R) 46%

Rep. Tom Malinowski (D-NJ-7)



Background

Born in Poland, Malinowski came to America when he was six years old and was raised in Princeton. While at Oxford University, he was named a Rhodes Scholar. Malinowski served in several roles in the State Department and President Clinton's National Security Council. He left government to work as the Washington director for Human Rights Watch. In 2013, President Obama nominated Malinowski as the Assistant Secretary of State for Democracy, Human Rights, and Labor. Malinowski ran on a platform of protecting the Affordable Care Act and its coverage for preexisting conditions, as well as the repeal and replacement of the Republican tax-reform plan.

District Profile

State: New Jersey

District: 7

North Central

Cook PVI: R+3

Biography

First Elected: 2018

Party: Democrat

Birth Date: 09/23/1965

Education: BA in Political Science, University of California, Berkeley, 1987; MA in Philosophy, Oxford University, 1991

Family: 1 Child

Election Results

2018 General

Tom Malinowski (D) 52%

Leonard Lance (R) 47%

Rep. Deb Haaland (D-NM-1)



Background

Originally from Winslow, Arizona, Haaland is a member of the Laguna Pueblo people. Her mother, a Native American, served in the US Navy and her father, a Norwegian American, served in Vietnam. She earned her BA in English and her JD in Indian Law from the University of New Mexico. In 2014, Haaland ran for Lieutenant Governor of New Mexico, but her party's nominee for Governor lost the election. Haaland was the Chair of the Democratic Party of New Mexico from 2015 to 2017. She has strong ties with the Native American community and is a single mother. Alongside Sharice Davids, Haaland is one of the first Native American women to be elected to Congress.

District Profile

State: New Mexico

District: 1

Central New Mexico:
Albuquerque

Cook PVI: D+7

Biography

First Elected: 2018

Party: Democrat

Birth Date: 12/02/1960

Education: JD, University of New Mexico School of Law, 2003-2006; BA, English/Professional Writing, University of New Mexico, 1990-1994

Family: 1 Child: Somáh

Election Results

2018 General

Deb Haaland (D) 59%

Janice Arnold-Jones (R) 36%

Rep. Xochitl Small (D-NM-2)



Background

Torres Small won the House seat left open by Rep. Steve Pearce. She grew up in Las Cruces, the daughter of a teacher and a social worker. After college, she returned to Las Cruces, where she worked as a field representative for Sen. Tom Udall, working to increase cell-phone service, broadband and other lines of communication in rural New Mexico. She later worked as a judicial law clerk for federal District Judge Robert Brack. Torres Small was an attorney at Kemp Smith, working to protect the local water supply. In addition, she volunteered at homeless shelter, where she gave free counsel.

District Profile

State: New Mexico

District: 2

Southern New Mexico: Las Cruces

Cook PVI: R+6

Biography

First Elected: 2018

Party: Democrat

Birth Date: 11/15/1984

Education: JD, University of New Mexico School of Law, 2012-2015; Bachelor's, Georgetown University, 2004-2007

Family: Husband: Nathan

Election Results

2018 General

Xochitl Small (D) 51%

Yvette Herrell (R) 49%

Rep. Susie Lee (D-NV-3)



Background

Lee is originally from Canton, Ohio. After college, Lee worked at an environmental-consulting firm in Massachusetts, specializing in water-resource issues. Lee moved to Las Vegas in 1993 and worked as a campaign policy advisor to Las Vegas Mayor Jan Lavery Jones. During this time, Lee also founded After-School All-Stars, which is a nonprofit organization that provides after-school care for low-income students. She has also served as board president of Communities In Schools of Nevada, an organization that tries to prevent school dropouts, as well as the founding director of a crisis-intervention homeless center. Lee lives in Las Vegas with her husband, Dan, and their two children.

District Profile

State: Nevada

District: 3

Las Vegas Suburbs:
Henderson

Cook PVI: R+2

Biography

First Elected: 2018

Party: Democrat

Birth Date: Unknown

Education: MS, Public Management, Carnegie Mellon University, 1985-1990; BA from Carnegie Mellon

Family: Husband: Dan; 2 Children

Election Results

2018 General

Susie Lee (D)	52%
---------------	-----

Danny Tarkanian (R)	43%
---------------------	-----

Rep. Steven Horsford (D-NV-4)



Background

Horsford is serving his second, non-consecutive term as Nevada's 4th district representative. He was first elected in 2012, after Nevada added another district following the 2010 census, then lost re-election in 2014. Horsford supports responsible gun control after losing his father to gun violence when he was 19 years old. Prior to his most recent election, he was CEO of the Culinary Academy and led Nevada Partners, the largest job training program in Nevada. Horsford served as Nevada's first African American state Senate Majority Leader. While in the state legislature, Horsford authored and passed the Nevada Lands Bill to create jobs across the state. He also worked to pass the Clean energy Jobs Initiative to progress Nevada's role in renewable energy. Horsford beat Crescent Hardy in the November 6 general election. Between terms, he ran his own small business.

District Profile

State: Nevada

District: 4

Central, Las Vegas Suburbs

Cook PVI: D+3

Biography

First Elected: 2018

Party: Democrat

Birth Date: 04/29/1973

Education: Graduated, Executive Development, Leadership Las Vegas, Las Vegas Metro Chamber of Commerce, 2002; Bachelors, Political Science, Communications, University of Nevada, Reno, 1997

Family: Wife: Sonya; 3 Children: Benjamin, Bryson, Ella

Election Results

2018 General

Steven Horsford (D) 52%

Crescent Hardy (R) 44%

Rep. Max Rose (D-NY-11)



Background

Rose is the former Chief of Staff for Brightpoint Health, a non-profit healthcare organization that operates a health clinic, food pantries and substance abuse. An army veteran, Rose served as an active duty officer in Afghanistan from 2012-2013, and earned a Bronze Star, Purple Heart and Combat Infantryman Badge. He serves in the National Guard, and is also Ranger-qualified. After his military service, Rose worked as Director of Public Engagement and Special Assistant to the late Brooklyn District Attorney Ken Thompson. There he helped lead in the development of Begin Again and other criminal justice-related programs in New York City. Rose currently lives in Staten Island with his wife, Leigh.

District Profile

State: New York

District: 11

Staten Island, South
Brooklyn

Cook PVI: R+3

Biography

First Elected: 2018

Party: Democrat

Birth Date: 11/28/1986

Education: Attended, Oxford University;BA, History,
Wesleyan University;MSC, Philosophy/Public Policy,
London School of Economics

Family: Wife: Leigh

Election Results

2018 General

Max Rose (D) 53%

Dan Donovan (R) 47%

Rep. Alexandria Ocasio-Cortez (D-NY-14)



Background

At 28, Ocasio-Cortez is the youngest woman to be elected to Congress. She unseated longtime incumbent Rep. Joe Crowley in a district that encompasses areas of the Bronx and Queens. Since her primary win in June, Ocasio-Cortez has become a progressive figurehead. She is a member of the Democratic-Socialist Party and promotes issues such as Medicare-for-all and an assault-rifle ban. While in school she worked for Sen. Ted Kennedy on foreign affairs and immigration casework for constituent families.

District Profile

State: New York

District: 14

Eastern Bronx, Northern Queens

Cook PVI: D+29

Biography

First Elected: 2018

Party: Democrat

Birth Date: 10/13/1989

Education: Attended, Economics/International Relations, Boston University

Family: Single;

Election Results

2018 General

Alexandria Ocasio-Cortez (D) 78%

Anthony Pappas (R) 14%

Rep. Antonio Delgado (D-NY-19)



Background

Delgado, born and raised in Schenectady, was first elected to represent New York's 19th district in November 2018. He grew up in upstate New York, the son of two General Electric employees. Antonio attended Colgate University, in Hamilton, New York, where he graduated with high honors and earned a Rhodes Scholarship to Oxford. From there, he went to law school at Harvard, which is where he met his wife Lacey. Delgado and his wife live in Rhinebeck. They have two sons, Maxwell and Coltrane. Delgado, an attorney by trade, challenged incumbent Representative John Faso in a race that The Wall Street Journal and CNBC called a solid pickup opportunity for Democrats.

District Profile

State: New York

District: 19

Northern Hudson Valley,
the Catskills

Cook PVI: R+2

Biography

First Elected: 2018

Party: Democrat

Birth Date: 01/19/1977

Education: JD, Harvard University, 2002-2005;MA,
Philosophy, Politics and Economics, Oxford University,
1999-2001;BA, Philosophy and Political Science, Colgate
University, 1995-1999

Family: Wife: Lacey; 2 Children: Maxwell, Coltrane

Election Results

2018 General

Antonio Delgado (D) 50%

John Faso (R) 47%

Rep. Joe Morelle (D-NY-25)



Background

Morelle has been a member of the New York Assembly since 1991, representing eastern Rochester and other Monroe County suburbs. After the death of Rep. Louise Slaughter (D-NY), Morelle announced his intent to run for his friend's vacant seat. Under New York law, the seat would be held open until the November election, in which the winner would fill the remainder of the term and continue into the next Congress. His campaign focused on expanding access to health care, including universal coverage through Medicaid and Medicare. He has also expressed strong support for the DACA program and the DREAM Act.

District Profile

State: New York

District: 25

Rochester

Cook PVI: D+8

Biography

First Elected: 2018

Party: Democrat

Birth Date: 04/29/1957

Education: BA, Political Science, SUNY Geneseo, 1986

Family: Wife: Mary Beth; 3 children: Lauren, Joseph Junior, Nicholas

Election Results

2018 General

Joe Morelle (D) 59%

James Maxwell (R) 41%

Rep. Anthony Gonzalez (R-OH-16)



Background

Gonzalez was born in Cleveland and played football at Ohio State, where he was an Academic All-American. From 2007 to 2011, he played for the Indianapolis Colts, though his role diminished after he injured his knee in 2009. In 2012, he signed with the New England Patriots but was released two months later, and he retired from football. Upon graduating, he worked as the chief operating officer of Chalk Schools, an education technology company. Gonzalez supports targeting pharmaceutical companies to combat the opioid epidemic and expanding technical education. He also supports Trump's plan to build a border wall and approves of Trump's economic policies.

District Profile

State: Ohio

District: 16

Northeast: Cleveland
Suburbs

Cook PVI: R+8

Biography

First Elected: 2018

Party: Republican

Birth Date: 09/18/1984

Education: Attended, Ohio State University; Master's,
Business Administration, Stanford University

Family: Wife: Elizabeth

Election Results

2018 General

Anthony Gonzalez (R) 57%

Susan Palmer (D) 43%

Rep. Kevin Hern (R-OK-1)



Background

Hern graduated from high school in Dover, Arkansas before pursuing his bachelor's at Arkansas Tech University, from which he graduated in 1986. He earned both an MBA and a PhD in astronautical engineering and served in the military. In his early career, he held a variety of jobs, including in the aerospace industry, computer programming, real estate and hog farming. In 1999, Hern bought two McDonald's in Muskogee; by 2012, he had become owner of KTAK Corporation, heading an operation overseeing 10 restaurants and more than 400 employees. Hern announced his bid to replace Rep. Jim Bridenstine, who was nominated by President Trump to be NASA director. In a heated Republican primary, Hern beat out Andy Coleman who had been backed by the Club For Growth. He has stated strong opposition to abortion and gay marriage, and campaigned on tighter immigration and opposition to Obamacare.

District Profile

State: Oklahoma

District: 1

Tulsa

Cook PVI: R+17

Biography

First Elected: 2018

Party: Republican

Birth Date: Unknown

Education: MBA, Finance/Business, University of Arkansas at Little Rock, 1997-1999; BS, Electro-Mechanical Engineering, Arkansas Tech University, 1982-1986

Family: Wife: Tammy; 3 Children

Election Results

2018 General

Kevin Hern (R) 59%

Tim Gilpin (D) 41%

Rep. Kendra Horn (D-OK-5)



Background

Horn is a fifth-generation Oklahoman and longtime democratic activist. Her professional background is varied and includes time as a congressional press secretary, Yoga studio manager, and strategic communications consultant. After receiving her law degree from Southern Methodist University, she practiced law for a few years before turning full time toward politics. She served one year as former second district Rep. Brad Carson (D-OK)'s press secretary, before working in communications for multiple Oklahoma-based aerospace firms. For three years she then managed a yoga studio in Boulder, Colorado but returned to Oklahoma politics as the campaign manager of former Rep. Joe Dorman (D-OK)'s unsuccessful 2014 bid for governor. More recently she has served as the executive director of Sally's List, an Oklahoma non-profit that recruits women to run for public office, while working for a strategic communications firm.

District Profile

State: Oklahoma

District: 5

Oklahoma City

Cook PVI: R+10

Biography

First Elected: 2018

Party: Democrat

Birth Date: 05/25/1963

Education: JD, Southern Methodist University Dedman School of Law, 1998-2001; BA, Political Science, University of Tulsa, 1995-1998

Family: Unknown

Election Results

2018 General

Kendra Horn (D) 51%

Steve Russell (R) 49%

Rep. Madeleine Dean Cunnane (D-PA-4)



Background

Dean is a trial lawyer and professor from Glenside. Early in her career, she was a trial lawyer in Philadelphia and an assistant professor of English at La Salle University. She began her political career campaigning for local Democrats and was elected to the Pennsylvania House of Representatives in 2012. As a member of the Pennsylvania House, she pushed progressive priorities such as public education, access to health care, gun control, and criminal justice reform. Following the Sandy Hook massacre in 2012, Rep. Dean founded and is co-chair of the PA SAFE Caucus, a coalition of legislators and advocates dedicated to passing gun control regulation in Pennsylvania.

District Profile

State: Pennsylvania

District: 4

Harrisburg, York

Cook PVI: D+7

Biography

First Elected: 2018

Party: Democrat

Birth Date: 06/06/1959

Education: JD, School of Law, Widener University, 1984; BA, La Salle University, 1981; Attended, Montgomery County Community College; Attending, Fels Institute of Government

Family: Husband: PJ; 3 Children: Patrick, Harry, Alex

Election Results

2018 General

Madeleine Dean Cunnane (D) 63%

Daniel David (R) 37%

Rep. Mary Scanlon (D-PA-5)



Background

Scanlon began her career in public service at the Support Center for Child Advocates, representing children who had been neglected or suffered abuse. From 2007 to 2015, she was an elected member of the Wallingford-Swarthmore School Board, during which time she led a tax commission aimed at improving school funding. In 2017, she became co-chair of the Voting Rights Task Force of the Association of Pro Bono Counsel, which was formed to combat voter suppression and gerrymandering. Her House campaign focused on fighting gun violence through "common sense" gun reform, and strengthening workplace protections for women.

District Profile

State: Pennsylvania

District: 5

North Central: State College

Cook PVI: D+13

Biography

First Elected: 2018

Party: Democrat

Birth Date: 08/30/1959

Education: Graduated, Colgate University; JD, University of Pennsylvania

Family: Husband: Mark; 3 Children: Casey, Daniel, Matthew

Election Results

2018 General

Mary Scanlon (D)	65%
------------------	-----

Pearl Kim (R)	35%
---------------	-----

Rep. Christina Houlahan (D-PA-6)



Background

Houlahan received a BS from Stanford University with an ROTC scholarship in engineering and an MS from MIT in technology and policy. She began her career in the Air Force as a captain. Following her military service, she served as COO of AND1 Basketball, a major apparel and footwear brand. She was also COO and founder of B-Lab, a nonprofit organization that promotes socially conscious business practices and B corporations. In addition, she served as president and COO/CFO for a childhood-literacy nonprofit in Philadelphia. The first-time congressional candidate won the redrawn district vacated by Republican Ryan Costello, who did not seek reelection.

District Profile

State: Pennsylvania

District: 6

Southeast: Chester County

Cook PVI: D+2

Biography

First Elected: 2018

Party: Democrat

Birth Date: 06/05/1967

Education: MS, Technology and Policy, Massachusetts Institute of Technology, 1992-1994; BS, Industrial Engineering, Stanford University, 1985-1989

Family: Husband: Bart; 2 Children: Molly, Carly

Election Results

2018 General

Christina Houlahan (D)	59%
------------------------	-----

Gregory McCauley (R)	41%
----------------------	-----

Rep. Susan Wild (D-PA-7)



Background

Wild is a former private lawyer and city solicitor from Allentown, in eastern Pennsylvania. Wild received a BA in political science and psychology from American University and a JD from George Washington University. She has been selected as a Pennsylvania Super Lawyer every year since 2010 and was named to the list of Top 50 Women Lawyers in Pennsylvania in 2013. Wild was endorsed by both former President Obama and former Vice President Joe Biden, as well as by EMILY's List, the Human Rights Campaign, and the League of Conservation Voters. She campaigned on a platform supporting US participation in the Paris Climate Agreement, protecting Medicare and Social Security, and providing a path to citizenship for Dreamers.

District Profile

State: Pennsylvania

District: 7

Philadelphia Suburbs:
Delaware County

Cook PVI: D+1

Biography

First Elected: 2018

Party: Democrat

Birth Date: 06/01/1957

Education: JD, George Washington University, 1979-1982; BA, Political Science/Psychology, American University, 1974-1978

Family: 2 Children: Clay, Aggie

Election Results

2018 General

Susan Wild (D) 53%

Martin Nothstein (R) 44%

Rep. Daniel Meuser (R-PA-9)



Background

Meuser was born in Flushing, New York, and attended the New York Maritime University before transferring to Cornell University. He began his career as an executive at Pride Mobility Products; during his time there, the company saw \$400 million in sales. Meuser entered politics in 2008, when he was a candidate for the GOP nomination in Pennsylvania's 10th district. He lost that primary, but served as PA Secretary of Revenue under governor Tom Corbett from 2011-15. In this position, Meuser oversaw the growth of the Pennsylvania Lottery, which generates \$1.1 billion in revenue every year. In 2018, he defeated Democrat Denny Wolff to become the representative of Pennsylvania's 9th district. He supports Second Amendment rights, President Trump's America First policy and cutting taxes. He is also pro-life.

District Profile

State: Pennsylvania

District: 9

South Central: Altoona

Cook PVI: R+14

Biography

First Elected: 2018

Party: Republican

Birth Date: 02/10/1964

Education: Attended, Cornell University; Attended, New York Maritime University

Family: Wife: Shelley; 3 Children: Caroline, Jacqueline, Daniel

Election Results

2018 General

Daniel Meuser (R) 60%

Dennis Wolff (D) 40%

Rep. John Joyce (R-PA-13)



Background

Joyce was born in Altoona, Pennsylvania. After college, he earned his MD from Temple University and began work at Johns Hopkins Hospital, before becoming a naval physician at Portsmouth Naval Hospital during Operations Desert Shield and Desert Storm. After his time in the navy, Dr. Joyce returned to Pennsylvania, where he has practiced dermatology for 25 years. His 2018 campaign represented his first entry into politics. Joyce supports the elimination of property taxes for schools, Second Amendment rights, the construction of a wall along the US-Mexico border, and the elimination of internet-purchase accessibility of opioids. He also supports preservation of access to Social Security and Medicare in his state.

District Profile

State: Pennsylvania

District: 13

Northeast Philadelphia,
Montgomery County

Cook PVI: R+22

Biography

First Elected: 2018

Party: Republican

Birth Year: 1957

Education: MD, Temple University, 1983; Geaduated,
Biology, Pennsylvania State University Park, 1977-
1979; Attended, Pennsylvania State Altoona, 1975-1977

Family: Wife: Alice; 3 Children

Election Results

2018 General

John Joyce (R) 70%

Brent Ottaway (D) 30%

Rep. Guy Reschenthaler (R-PA-14)



Background

Reschenthaler was raised in the South Hills of Pittsburgh and attended Penn State: The Behrend College for his undergraduate degree. He continued his education at Duquesne University, where he earned his J.D. Afterwards, he joined the Navy as a Judge Advocate General, where he worked as an attorney in Baghdad. Outside of his military service, Reschenthaler worked in a private practice in Mt. Lebanon and was later elected Magisterial District Judge for Allegheny County from 2013 to 2015. In 2015, he went on to serve as a Pennsylvania State Senator. As a State Senator, he sponsored a bill to end sanctuary cities, and campaigned on bringing immigration reform to the US Congress. Prior to his 2018 win in Pennsylvania's 14th district, he was a candidate in the 2018 special election for Pennsylvania's 18th district.

District Profile

State: Pennsylvania

District: 14

Pittsburgh

Cook PVI: R+14

Biography

First Elected: 2018

Party: Republican

Birth Date: 04/01/1983

Education: Graduated, Pennsylvania State University at Behrend; JD, Duquesne University School of Law

Family: Unknown

Election Results

2018 General

Guy Reschenthaler (R) 58%

Bibie Boerio (D) 42%

Rep. Joe Cunningham (D-SC-1)



Background

Cunningham studied Ocean Engineering as an undergraduate, and earned his law degree from Northern Kentucky University. After graduating, he clerked for Boone County Commonwealth Attorney's Office and the United States Attorney's in Cincinnati. Currently, he is an Associate at Lyles & Lyles, where he specializes in construction litigation, personal injury defense and insurance defense. He also co-owns Soul Yoga + Wellness. During his political campaign, he committed to fundraising without the help of any political action committees or special interest groups, and promised to limit himself to three terms in office, should he win the race. His campaign priorities included ending offshore drilling, reducing the cost of healthcare, conserving the environment, promoting equal pay for women, and passing the Equality Act.

District Profile

State: South Carolina

District: 1

The Lowcountry:
Charleston, Hilton Head

Cook PVI: R+10

Biography

First Elected: 2018

Party: Democrat

Birth Date: 05/26/1982

Education: JD, Law, Northern Kentucky University
Salmon P. Chase College of Law, 2011-2014;BS, Ocean
Engineering, Florida Atlantic University, 2002-
2005;Attended, General Studies, College of Charleston,
2000-2002

Family: Wife: Amanda; 1 child (Boone)

Election Results

2018 General

Joe Cunningham (D) 51%

Katherine Arrington (R) 49%

Rep. William Timmons (R-SC-4)



Background

Timmons is a Greenville native who received his MA and JD from the University of South Carolina. After graduating from law school, he worked for the 13th Circuit Solicitor's office for four years, during which time he prosecuted a range of crimes, from murders to white-collar crimes. Before his 2018 House run, which was his first for federal office, Timmons served as a member of the South Carolina Senate. He supports efforts to increase government transparency. He also supports protecting the Second Amendment, strengthening the US military, and promoting alternatives to abortion, as he is pro-life. He supports President Trump's plans to build a wall along the US border with Mexico, eliminate sanctuary cities, and stop chain migration.

District Profile

State: South Carolina

District: 4

Greenville, Spartanburg

Cook PVI: R+15

Biography

First Elected: 2018

Party: Republican

Birth Date: 04/30/1984

Education: JD, Law, University of South Carolina School of Law, 2008-2010;MS, International Studies, University of South Carolina at Columbia, 2007-2009;BA, International Affairs/Political Science, The George Washington University, 2002-2006

Family: Single

Election Results

2018 General

William Timmons (R) 60%

Brandon Brown (D) 37%

Rep. Dustin Johnson (R-SD-AL)



Background

“Dusty” Johnson was born in Pierre, South Dakota, and split his childhood between Pierre and Fort Pierre. After earning a BA in political science and an MPA in public administration, Johnson worked for the Office of the Republican Party in Mitchell, SD before being elected chairman of the Public Utilities Commissioner. After a six-year tenure, Johnson went on to become chief of staff for Governor Daugaard (R) from 2011-2014. After spending more than a decade in state government, Johnson became the Vice President of Vantage Point Solutions, a telecommunications engineering and consulting firm. Johnson currently resides in Mitchell with his wife Jacquelyn and three children.

District Profile

State: South Dakota

District: At-large

Entire state

Cook PVI: R+14

Biography

First Elected: 2018

Party: Republican

Birth Date: 09/30/1976

Education: MPA, Public Administration, University of Kansas, 2000-2001; BA, Political Science, University of South Dakota, 1995-1999

Family: Wife: Jacquelyn; 3 Children: Max, Benjamin, Owen

Election Results

2018 General

Dustin Johnson (R) 60%

Tim Bjorkman (D) 36%

Rep. Tim Burchett (R-TN-2)



Background

Originally from Knoxville, Burchett attended Bearden High School before attending the University of Tennessee, Knoxville, where he received his BS in education. In 1994, Burchett was elected to the Tennessee House of Representatives before becoming a state senator in 1999, a position he held until 2010. He focused on cutting taxes and limiting government spending during his time in the state legislature, and has fought against property tax increases in his county. Beginning in 2010, Burchett served as mayor of Knox County; his second term ended on Sept. 1, 2018.

District Profile

State: Tennessee

District: 2

East: Knoxville

Cook PVI: R+20

Biography

First Elected: 2018

Party: Republican

Birth Date: 08/25/1964

Education: BS, Education, University of Tennessee, Knoxville

Family: Wife: Kelly; 1 Child: Isabel

Election Results

2018 General

Tim Burchett (R)	66%
------------------	-----

Renee Hoyos (D)	33%
-----------------	-----

Rep. John Rose (R-TN-6)



Background

After his graduation, Rose co-founded a company, Transgender Corp., before becoming president of Boson Software, LLC. He has served as Commissioner of Agriculture for Tennessee since 2002 and has also chaired the Tennessee State Fair Association since 2010. Rose's campaign has largely focused on securing borders and repealing the ACA. He is the eighth generation in his family farm in DeKalb County.

District Profile

State: Tennessee

District: 6

Middle: Nashville Suburbs,
Cookeville

Cook PVI: R+24

Biography

First Elected: 2018

Party: Republican

Birth Date: 02/23/1965

Education: Attended, Agriculture, Tennessee
Technological University;JD, Vanderbilt University;MS,
Agricultural Economics, Purdue University

Family: Wife: Chelsea; 1 Child

Election Results

2018 General

John Rose (R) 70%

Dawn Barlow (D) 28%

Rep. Mark Green (R-TN-7)



Background

Green is a member of the Tennessee State Senate as a Republican. Originally from Ashland City, Tennessee, he attended the US Military Academy at West Point. Following his time at West Point, Green served in the US army as an infantry officer, battalion personnel officer and airborne rifle company commander. Green went on to attend Wright State University where he earned an MD, and later became a flight surgeon in the Army. Green served in the Afghanistan War and the Iraq War, as well as participating in the military operation that captured Saddam Hussein. He has earned numerous military awards, including the Bronze Star and The Air Medal. Green authored a book about his experience interrogating Hussein, called A Night with Saddam. Following his military service, he founded Align MD, a company that provides staffing to hospitals across ten states. In 2012, Green was elected to the Tennessee state Senate and was later nominated to serve as the US Secretary of the Army by Donald Trump, although he withdrew his name.

District Profile

State: Tennessee

District: 7

Middle: Nashville Suburbs,
Clarksville

Cook PVI: R+20

Biography

First Elected: 2018

Party: Republican

Birth Date: 11/08/1964

Education: MD, Wright State University, Boonshoft School of Medicine, 1995-1999;MC, University of Southern California, Fort Knox, KY Satellite:, 1989;MA, Information Systems, University of Southern California, 1986-1987;BS, Quantitative Business Management, United States Military Academy at West Point, 1982-1986

Family: Wife: Camilla; 2 Children: Alexa, Mitchell

Election Results

2018 General

Mark Green (R) 67%

Justin Kanew (D) 32%

Rep. Dan Crenshaw (R-TX-2)



Background

Crenshaw grew up in the Houston area, and also lived in Ecuador and Colombia, before joining the Navy through the Tufts University ROTC program. He was a Navy SEAL for ten years before running for Congress. He served in Iraq and Afghanistan, where he lost his right eye in an IED attack. After medically retiring from the Navy in 2016, Crenshaw attended Harvard's Kennedy School, from which he received a Masters in Public Administration, and also worked as a military legislative assistant for Rep. Pete Sessions. In 2018, Crenshaw ran on a platform of national security, economic issues, and Second Amendment rights. Crenshaw has also been outspoken about his vision for the Republican Party and conservative movement, advocating for a more diverse party membership.

District Profile

State: Texas

District: 2

West Houston and
Northern Suburbs

Cook PVI: R+11

Biography

First Elected: 2018

Party: Republican

Birth Date: 03/14/1984

Education: Master's, Public Administration, Harvard
Kennedy School of Government, 2016-2017; Bachelor's,
International Relations and Affairs, Tufts University, 2006
(GPA: 3.4)

Family: Wife: Tara

Election Results

2018 General

Dan Crenshaw (R)

53%

Todd Litton (D)

46%

Rep. Van Taylor (R-TX-3)



Background

Taylor was born in Dallas and later moved to Plano. After getting his undergraduate degree from Harvard, Taylor commissioned in the Marine Corps. Later, Taylor joined the Reserves while earning his MBA from Harvard. Following the September 11th attack, Taylor decided to continue to serve and deployed to Iraq, earning the Combat Action Ribbon, Presidential Unit Citation and the Navy Commendation Medal with “V” for valor. Taylor also went on to work in real estate finance as well as serving as Vice Chairman of Texas Gulf Bancshares. Prior to becoming the representative for Texas’ 3rd district, he served in the Texas State House and Texas State Senate. He is a proponent of increased border patrol rights, including the right to defend themselves, and lowering taxes, including requiring the first line of every bill stating if taxes will be affected.

District Profile

State: Texas

District: 3

Dallas Suburbs: Plano

Cook PVI: R+13

Biography

First Elected: 2018

Party: Republican

Birth Date: 08/01/1972

Education: MBA, Leadership, Harvard Business School, 1999-2001; AB, History, Harvard University, 1992-1995

Family: Wife: Anne; 3 Children: Laura, Helen, Susie

Election Results

2018 General

Van Taylor (R) 54%

Lorie Burch (D) 44%

Rep. Lance Gooden (R-TX-5)



Background

Gooden grew up in Terrell and graduated from Terrell High School. He received both a BA in government and a BBA in finance from University of Texas, Austin. Following graduation, he began work as an insurance broker for energy companies. In 2010, he was elected to Texas' House of Representatives to represent the 4th district, beating out the incumbent, Betty Brown, for whom he had been a legislative assistant. He won reelection in 2012, but lost to Stuart Spitzer in the 2014 Republican primary. In 2016, he won against Spitzer and returned to the State House. As a state representative, Gooden passed a bill to fund a comprehensive, \$800 million border security plan, and other legislation that would restrict sanctuary cities.

District Profile

State: Texas

District: 5

Dallas Suburbs: Mesquite, Athens

Cook PVI: R+16

Biography

First Elected: 2018

Party: Republican

Birth Date: 12/01/1982

Education: BA, Government, University of Texas; BBA, Finance, University of Texas

Family: Spouse: Alexa

Election Results

2018 General

Lance Gooden (R)

63%

Dan Wood (D)

38%

Rep. Ron Wright (R-TX-6)



Background

Wright is a sixth generation resident of Tarrant County, where he attended Azle High School. After graduating from the University of Texas, Arlington, Wright worked on his family's dairy farm and in construction. At the age of 25, Wright began managing an audio-visual company. After that, he oversaw multi-million dollar projects as a project manager for a cooling tower company in Fort Worth. Wright became active in political affairs in 2000, first as a City Council Member and Mayor Pro Tempore and later as Congressman Joe Barton's chief of staff. He moved from Washington DC to accept his most recent job as the Tax Assessor-Collector of Tarrant County, where he worked from 2011 to 2018. During his House campaign, Wright emphasized local issues like his opposition to traffic cameras and the cancellation of a charity drive that he believed would benefit Planned Parenthood.

District Profile

State: Texas

District: 6

Dallas-Ft. Worth Suburbs:
Arlington

Cook PVI: R+9

Biography

First Elected: 2018

Party: Republican

Birth Date: Unknown

Education: Attended, University of Texas at Arlington

Family: Wife: Susan; 3 Children


Election Results

2018 General

Ron Wright (R) 53%

Jana Sanchez (D) 45%

Rep. Lizzie Fletcher (D-TX-7)



Background

Before entering politics, Fletcher began her career in international law and business litigation. She has a BA from Kenyon College and JD from William & Mary Law School. In 2000, Fletcher co-founded Planned Parenthood Young Leaders. She worked with Texas Appleseed, a criminal justice group, to address the school-to-prison pipeline. She supports a ban on military-style weapons, a pathway to citizenship for DACA recipients, and a right to for women to choose. She was endorsed by Emily's List, Human Rights Campaign, Vice President Joe Biden and several more. Rep. Fletcher lives in Houston with her husband and two children.

District Profile

State: Texas

District: 7

West Houston and Suburbs

Cook PVI: R+7

Biography

First Elected: 2018

Party: Democrat

Birth Date: 02/13/1975

Education: JD, William & Mary Law School, 2006; Graduated, History, Kenyon College

Family: Husband: Scott; 2 Step-Children

Election Results

2018 General

Lizzie Fletcher (D) 53%

John Culberson (R) 48%

Rep. Veronica Escobar (D-TX-16)



Background

A third generation Texan from El Paso, Texas, Escobar grew up on her family's dairy farm with her parents and four brothers. After graduating, Escobar taught Chicano literature at the University of Texas at El Paso. She served as County Judge for El Paso County Court and resigned to run for Congress in 2018. Key aspects of her platform include expanding health care access, improving cross-border trade, and passing immigration reform. Escobar would be the first Latina elected to Congress from Texas and is married with two children.

District Profile

State: Texas

District: 16

El Paso

Cook PVI: D+17

Biography

First Elected: 2018

Party: Democrat

Birth Date: Unknown

Education: BA, University of Texas at El Paso; MA, New York University

Family: Husband: Michael; 2 Children: Cristian, Eloisa

Election Results

2018 General

Veronica Escobar (D) 68%

Rick Seeberger (R) 27%

Rep. Chip Roy (R-TX-21)



Background

Roy received a BA in commerce and an MS in management information systems from the University of Virginia. After graduating from the University of Texas' law school, he served as a federal prosecutor. Roy has worked in top leadership roles for many Texas elected officials. Most significantly, he served as Chief of Staff to Ted Cruz and senior advisor to Rick Perry. After working in the public sector, Roy joined the Texas Public Policy Foundation as its Vice President of Strategy. In 2018, Roy ran on a conservative platform, supporting stepped-up border security and stronger gun rights, as well as defunding the Affordable Care Act.

District Profile

State: Texas

District: 21

Parts of Austin and San Antonio

Cook PVI: R+10

Biography

First Elected: 2018

Party: Republican

Birth Date: 08/07/1972

Education: BS, Commerce, University of Virginia;JD, University of Texas;MS, Management Information Systems, University of Virginia

Family: Spouse: Carrah; 2 Children: Charlie, Virginia

Election Results

2018 General

Chip Roy (R) 50%

Joseph Kopser (D) 48%

Rep. Sylvia Garcia (D-TX-29)



Background

Garcia has a BA from Texas Woman's University in Denton, a JD from Texas Southern University and a masters degree in Social Work from Texas Woman's University. She began her political career as the Houston city controller and later served as the commissioner of Harris county. In 2013, she was elected to the Texas State Senate as a representative for the sixth district in a special election. Garcia was named Humanitarian of the Year by the National Conference of Communities and Justice and is included in Houston's 25 Power People. She campaigned on expanding the Affordable Care Act and improving women's health care.

District Profile

State: Texas

District: 29

East Houston and Pasadena

Cook PVI: D+19

Biography

First Elected: 2018

Party: Democrat

Birth Date: 09/06/1950

Education: JD, Thurgood Marshall School of Law at Texas Southern University, 1975-1978; Graduated, Social Work, Texas Woman's University

Family: Single


Election Results

2018 General

Sylvia Garcia (D)	75%
-------------------	-----

Phillip Aronoff (R)	24%
---------------------	-----

Rep. Colin Allred (D-TX-32)



Background

Allred is a former professional football player and civil rights attorney. He has a BA from Baylor University and a JD from the University of California, Berkeley. He played as a linebacker on the Tennessee Titans for four seasons. Following his career in the NFL, he worked as a legal assistant for the Department of Housing and Urban Development. Allred returned to Dallas and worked as a private attorney protecting voters rights. He also worked in Obama's White House and for the US Attorney's office. Allred campaigned on a platform of health care for all, protections for Dreamers and better access to reproductive healthcare.

District Profile

State: Texas

District: 32

North Dallas

Cook PVI: R+5

Biography

First Elected: 2018

Party: Democrat

Birth Date: 04/15/1983

Education: JD, University of California School of Law at Berkeley, 2011-2014; BA, History, Baylor University, 2001-2005

Family: Wife: Alexandra

Election Results

2018 General

Colin Allred (D) 52%

Pete Sessions (R) 46%

Rep. Elaine Luria (D-VA-2)



Background

Luria received a degree in physics and history from the United States Naval Academy in 1997 and received an MS in engineering management from Old Dominion University in 2004. Luria served for 20 years as a Surface Warfare Officer and nuclear engineer in the Navy, and was deployed six times to Japan, the Middle East and the Western Pacific. After retiring from the Navy in 2017, she started a family business that sells paintable clay mermaids. Luria emphasized her military experience during her 2018 campaign, saying that it would help her represent the district, which contains the world's largest navy base and one of the highest concentrations of veterans nationwide. She supports preserving Social Security and Medicare, protecting the environment and investing in infrastructure.

District Profile

State: Virginia

District: 2

Hampton Roads: Virginia Beach, Part of Norfolk

Cook PVI: R+3

Biography

First Elected: 2018

Party: Democrat

Birth Date: 08/15/1975

Education: Attended, University of Virginia Sorensen Institute Political Leaders Program, 2017;MEM, Engineering Management, Old Dominion University, 2002-2004;BS, Physics, United States Naval Academy, 1993-1997

Family: Husband: Robert Blondin; 1 Child

Election Results

2018 General

Elaine Luria (D) 51%

Scott Taylor (R) 49%

Rep. Denver Riggleman (R-VA-5)



Background

Riggleman was born and raised in Virginia. He earned a BA in Foreign Affairs from the University of Virginia and a MS in Program Management from Villanova. While pursuing his education, Riggleman served as an enlisted member in the Air Force for four years, and then commissioned in 1998, went to work for the 366th Fighter Wing, the 34th Bomb Squadron and the National Security Agency. He's a small business owner of a distillery in Virginia, which he co-owns and operates with his wife. During his campaign, he advocated for the repeal of the ACA, which he wanted to replace with a consumer-driven model for Medicaid that gives states flexibility. He also supported eliminating the cap on medical residencies and prioritizing funding of medical residencies to areas most in need.

District Profile

State: Virginia

District: 5

Southside, Charlottesville

Cook PVI: R+6

Biography

First Elected: 2018

Party: Republican

Birth Date: 03/17/1970

Education: Masters Certificate, Program Management, Villanova University, 2007; BA, Foreign Affairs, University of Virginia, 1996-1998; AA, Burlington County College, 1996; AAS, Avionics Systems, Community College of the Air Force, 1996

Family: Wife: Christine; 3 Children: Lauren, Abigail, Lillian

Election Results

2018 General

Denver Riggleman (R) 53%

Leslie Cockburn (D) 47%

Rep. Benjamin Cline (R-VA-6)



Background

Cline grew up in the Shenandoah Valley and attended Bates College before earning a JD at University of Richmond School of Law. After graduating from law school, he became an Assistant Commonwealth Attorney and also an attorney in private practice. He also served as an aide, and eventually Chief of Staff, to Congressman Bob Goodlatte. He was first elected to the Virginia House of Delegates in a special election in 2002. That year, he joined NDS Corporation, which provided marketing assistance to technology companies. He served as the company's president until 2007.

District Profile

State: Virginia

District: 6

Shenandoah Valley:
Roanoke

Cook PVI: R+13

Biography

First Elected: 2018

Party: Republican

Birth Date: 02/29/1972

Education: JD, University of Richmond School of Law, 2004-2007; BA, Political Science/Russian, Bates College, 1990-1994

Family: Wife: Elizabeth

Election Results

2018 General

Benjamin Cline (R) 60%

Jennifer Lewis (D) 40%

Rep. Abigail Spanberger (D-VA-7)



Background

Spanberger grew up in Short Pump, in Henrico County, VA. During high school, she served as a page for US Sen. Chuck Robb (D-VA). Spanberger received her undergraduate degree from University of Virginia and her MBA from a dual-degree German-American program between GISMA business school and Purdue University. She began her public service career as a federal law enforcement officer for the US Postal Inspection Service. Later she joined the CIA as an Operations Officer. In 2014, she joined the private sector working at EAB-Royall & Co., an education consulting firm, where she helped increase graduation rates and break down financial barriers to higher education. She was elected to the US House of Representatives after defeating the incumbent Representative Dave Bratt (R).

District Profile

State: Virginia

District: 7

Central: Richmond Suburbs

Cook PVI: R+6

Biography

First Elected: 2018

Party: Democrat

Birth Date: 08/07/1979

Education: Graduated, University of Virginia;MBA, German International School of Management and Administration (GISMA)/Purdue University

Family: Husband: Adam

Election Results

2018 General

Abigail Spanberger (D) 50%

Dave Brat (R) 49%

Rep. Jennifer Wexton (D-VA-10)



Background

Wexton grew up in the Washington, DC area and graduated with honors from the University of Maryland in College Park, before receiving her JD from the College of William and Mary. From 2001 to 2005, she served as an Assistant Commonwealth's Attorney in Loudoun County, prosecuting criminals who committed domestic violence. After having a second son, she began practicing privately at Ritenour, Paice, Mougins-Boal & Wexton. In 2014, she was elected to the Virginia Senate in a special election, earning 53% of the vote in a three-way race. She was reelected in 2015. Throughout her time as state senator, she has supported legislation aiming to combat the opioid epidemic and increase access to health care.

District Profile

State: Virginia

District: 10

Northern Virginia:
Leesburg, McLean

Cook PVI: D+1

Biography

First Elected: 2018

Party: Democrat

Birth Date: 05/27/1968

Education: JD, Law, College of William and Mary,
Williamsburg, 1995; BA, University of Maryland, College
Park

Family: Husband: Andrew; 2 Children: Matthew, Jamie

Election Results

2018 General

Jennifer Wexton (D) 56%

Barbara Comstock (R) 44%

Rep. Kim Schrier (D-WA-8)



Background

Schrier has won several awards including the Golden Teddy Award and Best Pediatrician by parents in the greater Seattle area. Schrier later worked as a pediatrician with a practice in the Washington's 8th District for 16 years. As a doctor and as an individual diagnosed with Type 1 diabetes, a platform priority for Schrier has been increasing health care coverage. Other platform priorities include preventing gun violence through universal background checks, increasing vaccinations, and pursuing comprehensive gun reform. Kim Schrier is married and a mother to one son.

District Profile

State: Washington

District: 8

East Seattle Suburbs:
Auburn

Cook PVI: EVEN

Biography

First Elected: 2018

Party: Democrat

Birth Date: 08/23/1968

Education: Residency, Pediatrics, Stanford University School of Medicine, 1997-2000;MD, Medicine, University of California - Davis School of Medicine, 1992-1997;BA, Astrophysics, University of California - Berkeley, 1986-1991

Family: Married; Children


Election Results

2018 General

Kim Schrier (D) 53%

Dino Rossi (R) 47%

Rep. Bryan Steil (R-WI-1)



Background

Steil was born and raised in Janesville, Wisconsin. He worked as a legislative assistant to Rep. Paul Ryan and as an attorney at McDermott Will & Emery. He then shifted to working with manufacturing firms in southeastern Wisconsin. In 2016, Steil was appointed to serve on the University of Wisconsin Board of Regents. While campaigning in 2018 elections, Steil promoted an end to federal mandates for education and giving states and local communities more control in setting the agenda for high schools, technical schools and universities. Steil is also a proponent of shifting health care decisions from the government to doctors, while ensuring coverage for pre-existing conditions.

District Profile

State: Wisconsin

District: 1

Southeast: Janesville,
Kenosha

Cook PVI: R+5

Biography

First Elected: 2018

Party: Republican

Birth Date: 03/20/1981

Education: BS, Georgetown University; JD, University of Wisconsin

Family: Unknown

Election Results

2018 General

Bryan Steil (R) 55%

Randy Bryce (D) 42%

Rep. Carol Miller (R-WV-3)



Background

Miller was born in Columbus, Ohio in 1950, and she graduated from Columbia College in South Carolina with a degree in history and political science. Beginning in 1985, she worked as a self-employed real estate manager, and she has owned the Swann Ridge Bison Farm since 1994. In 2004, Miller ran for the West Virginia House of Delegates (District 15) and placed in the four-way, three-selectee Republican primary, but she lost the general election to the race's incumbents. In 2006, she ran for the position again, this time successfully unseating the incumbent Democrat Margarett Leach. She held the position before being redistricted to District 16 in 2012. In 2018, she served as the majority whip in the House of Delegates. Miller has emphasized President Trump's endorsement, and avidly supports the President. She has called herself an America-first conservative. She has advocated for making English America's national language and supports Trump's proposal to build a wall on the southern border.

District Profile

State: West Virginia

District: 3

Southern: Huntington

Cook PVI: R+23

Biography

First Elected: 2018

Party: Republican

Birth Date: 11/04/1950

Education: BS, Political Science/History, Columbia College, 1972

Family: Husband: Matt; 2 Children: Chris, Sam

Election Results

2018 General

Carol Miller (R) 56%

Richard Ojeda (D) 44%



www.Apollo.Aristotle.com